

# Phonics Parents' meeting



Please turn off your mobile phone

# WHAT DOES 'PHONICS' MEAN?



'Phonics' is a method of teaching people to read by training them to associate letters with their sounds.

What are we doing?

What do you need to be doing?

# Why *Read Write Inc.* Phonics?



Tried and tested over many years

Systematic and structured

Early success in reading

Training and ongoing staff development

# How does it work?



## Children:

Learn 44 sounds and matching letters

Learn to blend sounds to read words

**This is decoding**


# Sounds



All words are made up of sounds

In English there are 44

- 1) Pure sounds
- 2) Units of s-ou-n-d



# Graphemes



A grapheme is a sound written down

English has more than 150 graphemes

A complex code!

# Chart



This chart shows the most usual graphemes for the 44 sounds

# The complex English alphabetic code



## Consonants: stretch

f	l	m	n	r	s	v	z	sh	th	ng
ff	ll	mm	nn	rr	ss	ve	zz	ti		nk
ph	le	mb	kn	wr	se		s	ci		
					c					
					ce					

## Consonants: bounce

b	c	d	g	h	j	p	qu	t	w	x	y	ch
bb	k	dd	gg		g	pp		tt	wh			tch
	ck				ge							
	ch											

## Vowels

a	e	i	o	u	ay	ee	igh	ow
	ea				ā-e	y	ī-e	ō-e
					ai	ea	ie	oa
						e	i	o

oo	oo	ar	or	air	ir	ou	oy	ire	ear	ure
ū-e			oor	are	ur	ow	oi			
ue			ore		er					
ew			aw							
			au							



# Children learn a simple code first



## Simple Speed Sounds chart

*Consonants: stretchy*

f	l	m	n	r	s	v	z	sh	th	ng
										nk

*Consonants: bouncy*

b	c	d	g	h	j	p	qu	t	w	x	y	ch
	k											

*Vowels: bouncy*

*Vowels: stretchy*

a	e	i	o	u	ay	ee	igh	ow
---	---	---	---	---	----	----	-----	----

*Vowels: stretchy*

oo	oo	ar	or	air	ir	ou	oy
----	----	----	----	-----	----	----	----

# If English had a simple code...



...spelling and reading would be much easier!



**play** mayk trayn cafay strayt wayt brayk

**green** dreem kee hee happee

**light** kight fligh lgh igh tigh

**blow** smowk flowt gow mowst

**moon** broot bloo groo



## Simple Speed Sounds chart

Consonants: stretchy

f	l	m	n	r	s	v	z	sh	th	ng
										nk

Consonants: bouncy

b	c	d	g	h	j	p	qu	t	w	x	y	ch
	k											

Vowels: bouncy

Vowels: stretchy

a	e	i	o	u	ay	ee	igh	ow
---	---	---	---	---	----	----	-----	----

Vowels: stretchy

oo	oo	ar	or	air	ir	ou	oy
----	----	----	----	-----	----	----	----

c-a-t

ch-a-t

l-igh-t

c-r-a-sh

### Consonants: stretchy

f	l	m	n	r	s	v	z	sh	th	ng
										nk

### Consonants: bouncy

b	c	d	g	h	j	p	qu	t	w	x	y	ch
	k											

### Vowels: bouncy

a	e	i	o	u	ay	ee	igh	ow
---	---	---	---	---	----	----	-----	----

### Vowels: stretchy

oo	oo	ar	or	air	ir	ou	oy
----	----	----	----	-----	----	----	----

Set 1 sounds

Set 2 sounds


f	l	m	n	r	s	v	z	sh	th	ng nk
ff ph	ll le	mm mb	nn kn	rr wr	ss se c ce	ve	zz s	ti ci		

b	c k	d	g	h	j	p	qu	t	w	x	y	ch
bb	ck ch	dd	gg		g ge dge	pp		tt	wh			tch

a	e	i	o	u	ay	ee	igh	ow
	ea				a_e ai	y ea e	i_e ie i	o_e oa o

oo	oo	ar	or	air	ir	ou	oy	ire	ear	ure
u_e ue ew			oor ore aw au	are	ur er	ow	oi			

Fred...




Fred helps children learn to read

Fred can *only* talk in sounds...

(Fred can only say *c\_a\_t*, he can't say **cat**)

We call this *Fred Talk*

# Fred...



If children understand Fred  
they can *blend* orally

*Blending is needed for reading*



Fred...



Fred helps children learn to spell too!

Children convert words into sounds

They press the sounds on to their fingers...

We call this *Fred Fingers*



# How can you help your child?

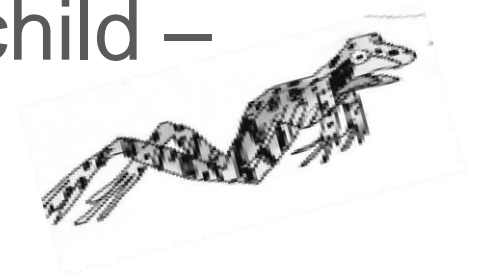


By...

using pure sounds

understanding how 'Fred' helps with reading and spelling

Sharing reading time with your child –  
scheme + pleasure



# READING WITH YOUR CHILD

## Some LPS tips!

- Pleasant mood and environment
  - Give time to 'work it out'
  - 'Go with the Flow'
  - Talk about the story
  - ALWAYS be positive
- Bedtime story AT

### LPS:

- Reading diary
- 'Free Choice Friday'
- Book bands



# And...



By having fun with Fred Talk at home!

*“What a tidy r-oo-m!”*

*“Where’s your c-oa-t?”*

*“Time for b-e-d!”*

*back, head, tum, leg, hand, foot, knee*

*coat, hat, scarf, zip, sock, glove*

*run, walk, skip, hop, fast, slow, stop, shop*

*red, blue, green, black,*

*knife, fork, spoon, plate, bowl, pan*

*bread, cheese, meat, soup, jam, cake*

# And...

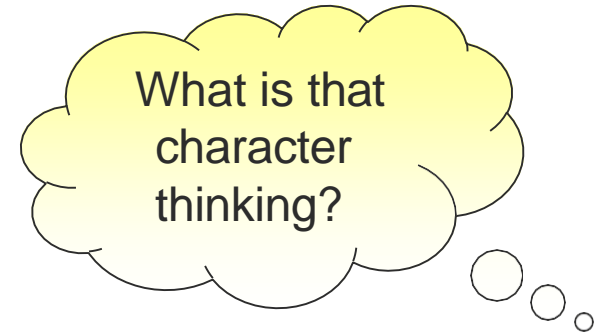


By **reading** your child lots of lovely stories and asking lots of questions!

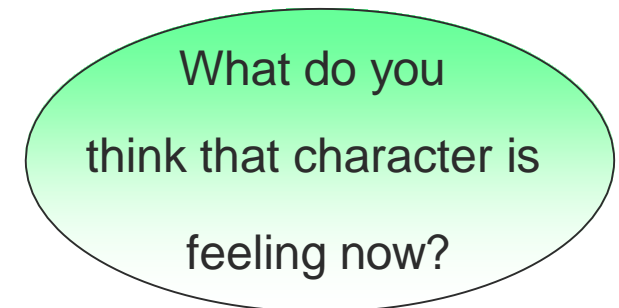
Use these prompts to help you:



What do you think happens next?



What is the character saying?



# And...



By having a look at the parents' information for tips and resources for supporting your child at home:  
<https://global.oup.com/education/content/primary/series/rwi/parents/>



Audio guide on the OUP website which gives guidance on pure pronunciation:

<http://www.oxfordowl.co.uk/home/reading-site/expert-help/ruth-miskins-video-page?region=uk>

Thank you...  
Finally...

---



- 'News' writing (Reception and Year 1)
- Scholastic book fair  
Starts Thursday 12th November

# Happy reading!

