

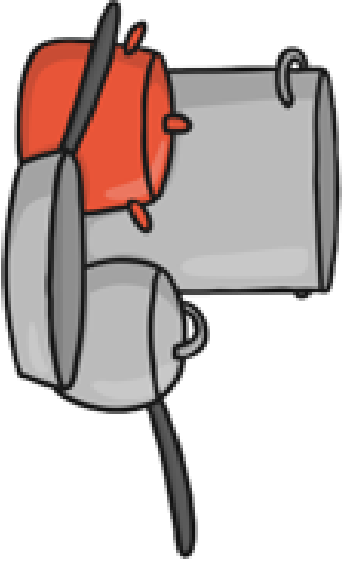
Week 2 - Spring

Reception Home Learning Pack

	Monday	Tuesday	Wednesday	Thursday	Friday
Phonics	<p>Sounds are also included in this pack.</p> <p>Use the resources to practice letter formation for all set 1 sounds. Practise saying, reading and writing these sounds.</p> <p>Use the caption pictures to practise reading and writing simple caption phrases.</p> <p>Practise reading and writing the tricky words below.</p>				
Phonics	<p>Caption 1: a cat in a hat</p> <p>Caption 2: a sad man</p> <p>Tricky word: my</p>	<p>Caption 3: a pin on a map</p> <p>Caption 4: pots and pans</p> <p>Tricky word: was</p>	<p>Caption 5: a pup in the mud</p> <p>Caption 6: run to the den</p> <p>Tricky word: you</p>	<p>Caption 7: mugs and cups</p> <p>Caption 8: a bag of nuts</p> <p>Tricky word: he</p>	<p>Caption 9: a hot hob</p> <p>Caption 10: get off the bus</p> <p>Tricky word: she</p>
Literacy	<p>Watch the video about life cycles: https://www.youtube.com/watch?v=vDDWfvVUe4 What living things did you see? How many other different animals' life cycles can you think of?</p>	<p>Look at the information about the life cycle of a hen. Can you cut and stick the activity to put in in order?</p>	<p>Today let's write some sentences about the life cycle of a hen. Can you write a sentence about each stage of the life cycle?</p>	<p>Today you can draw a picture to match each sentence of you hen life cycle.</p>	<p>Oxford owl. Read the Little Red Hen with a grown up.</p>
Maths	<p>Time activities. Measure time. Read through the slides with your adult. Then see if you can complete some of the 60 second challenge cards. Perhaps you could think of some challenges of your own!</p>	<p>Time- Organising and sequencing day and night. Can you pick 3 cards to show your morning routine and 3 to describe your night time routine? Cut them out and stick them in the right order from what you do first to what you do last.</p>	<p>Make your own daily routine. Can you think of 4 different things you do every day? It could be brushing your teeth, having lunch, playing with your friends, having a bedtime story with mummy. Draw a picture in each section of the circle to show these. If you have a</p>	<p>Measure height. Use some identical items (perhaps toy bricks, cubes etc) to measure the height of each of the sunflowers. Carefully start measuring from the base of the sunflower and stop when you reach the top. Count the blocks and write the number in the box. Which is the</p>	<p>Order heights of sunflowers. Look at the sunflowers and measure again to check. Which is the tallest and which is the shortest? Can you put them in order from the shortest to the tallest? Perhaps you could cut out the chicks on the next page and have a go at</p>

			split pin at home (and your adult allows), you could cut out the arrow and attach it to the centre of the 'clock', so you can select which time of day it is!	shortest? Which is the tallest?	measuring and ordering them too.
Afternoon	Read through the information all about the life cycle of a hen with your adult. If you have resources you can use at home, have a go at create a paper plate hen life cycle.	Paper plate hen and chicks art. Use a paper plate, carefully fold in half and decorate with collage materials or just colour in to make your own paper plate hen! You could always use a circle of paper or card if you don't have a plate.	Build a nest. With your adult, see what different materials you can find outside that could be used to make a nest for a bird to lay her eggs in. Perhaps you could pretend to be a hen sitting in the nest on your eggs to incubate them before they hatch!	Egg and spoon race balancing PE. Using a real egg and spoon (or a ball and spoon/ racket), see if you can carefully balance the 'egg'. You could have a race with your adult, or time each other to see who can complete a course the fastest!	Egg decorating. Using paints, collage materials or even felt tip pens, have a go at decorating an (empty and clean) egg. If your adult uses a needle or cocktail stick carefully, the inside of the egg can be blown through a hole in the top and go out through the bottom (if you catch it in a bowl, you could even have scrambled egg for lunch!). Once cleaned, the egg can be decorated anyway you like and hung up with ribbon.


Phonics captions and tricky words (red)




pots and
pans



a pin on a
map



a sad man



a cat in a
hat




a bag of
nuts



mugs and
cups



run to the
den

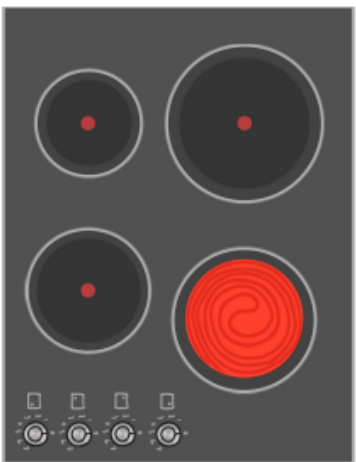


a pup in the
mud

my
was
you
he
she




**get off the
bus**



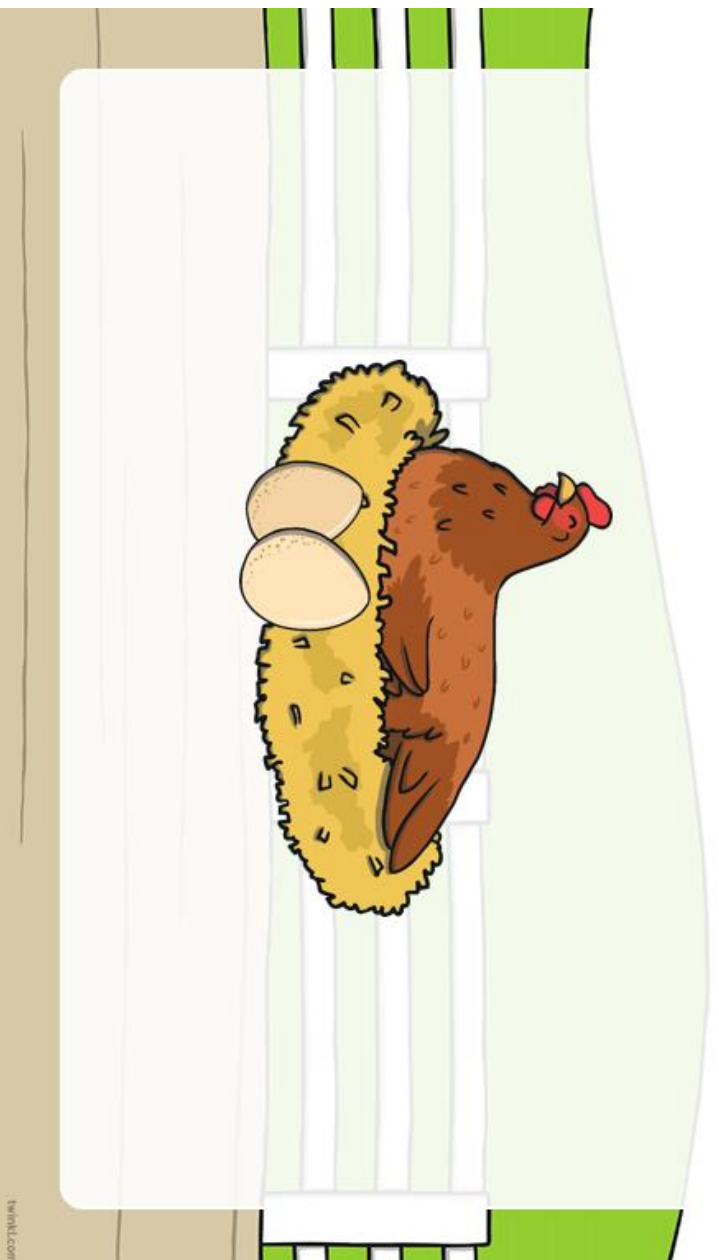
a hot hob

Hen Life Cycle




Literacy- Monday

The hen lays an egg.



The hen incubates the little egg by sitting on it
and keeping it warm.

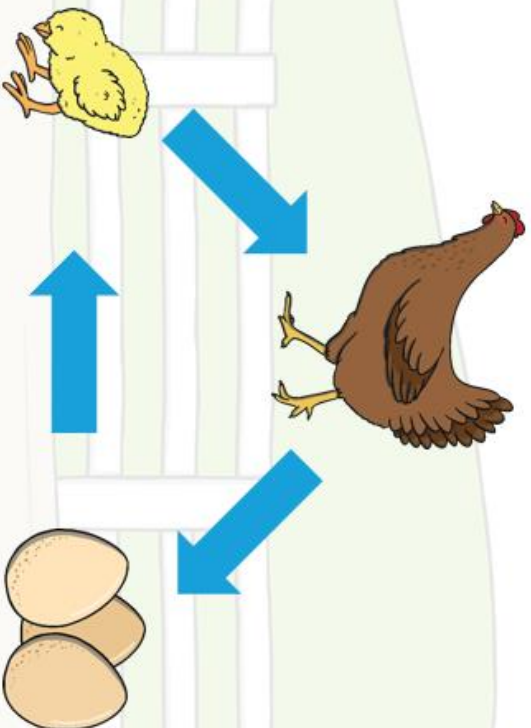


The incubation period for a chicken egg is
about 20 days.



Video courtesy of Ashi Naga (@foukan.com) - posted under creative commons license - attributed

The chick will then grow into a chicken...



...and the cycle will start all over again!

Some Interesting Facts

Chickens have dreams when they sleep, just like us!


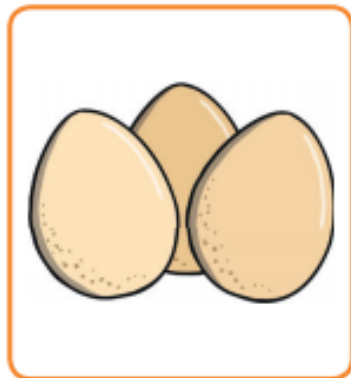

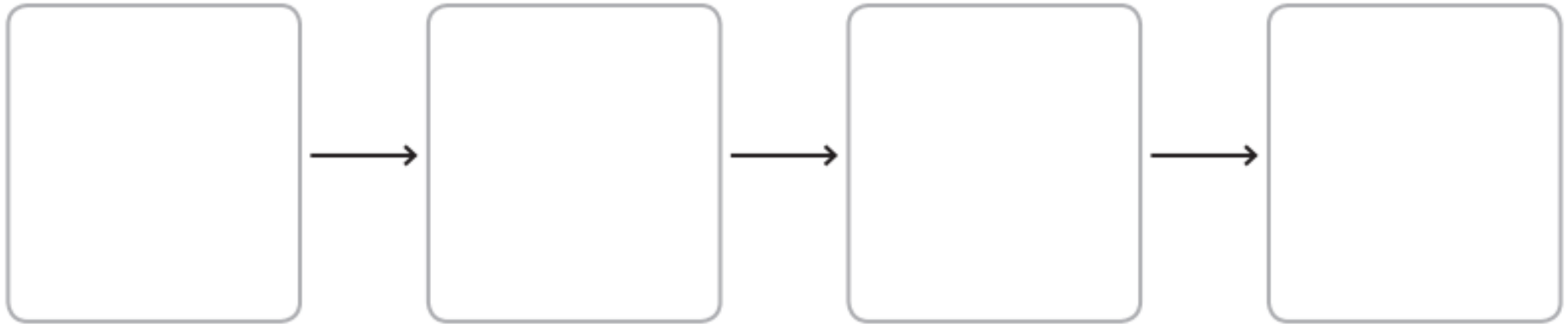
Chickens have their own 'language' of over 30 chicken sounds.

Chickens have full colour vision.

Hens will fight to defend their young so remember that the next time someone calls you a 'chicken'.

Hen Life Cycle

Can you put the pictures in the right order?





The Life Cycle of a Chicken

Describe each stage of a chicken life cycle.

First...

A large, empty rounded rectangular box with a blue border, intended for a drawing.

Next...

A large, empty rounded rectangular box with a blue border, intended for a drawing.

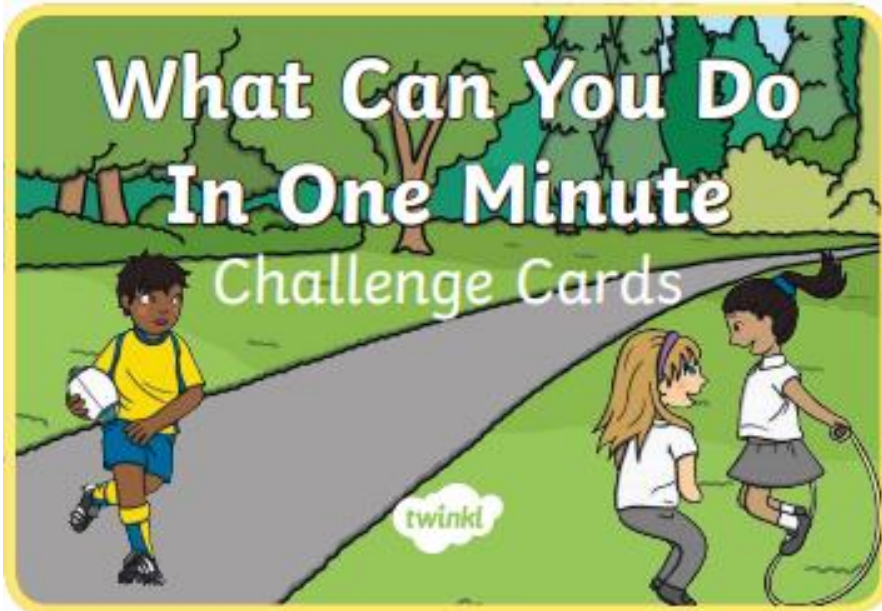
Then...

A large, empty rounded rectangular box with a blue border, intended for drawing or additional notes.

Last...

A large, empty rounded rectangular box with a blue border, intended for drawing or additional notes.

Monday- Maths



What Can You Do In One Minute Challenge Cards

How many star jumps can you do in one minute?



What Can You Do In One Minute Challenge Cards

How many times can you write your name in one minute?



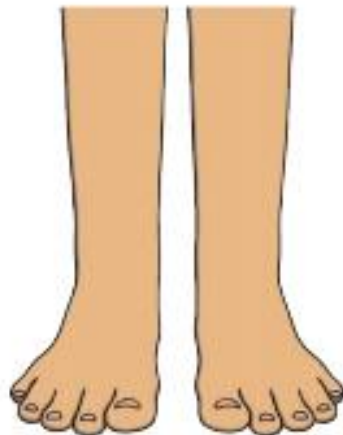
What Can You Do In One Minute Challenge Cards

How many times can you sing a chosen nursery rhyme in one minute?



What Can You Do In One Minute Challenge Cards

How many times can you touch your toes in one minute?



What Can You Do In One Minute Challenge Cards

How many times can you count up to ten in one minute?

1 2 3 4 5
6 7 8 9 10

What Can You Do In One Minute Challenge Cards

How many pieces of rubbish can you put in the bin in one minute?



What Can You Do In One Minute Challenge Cards

How many different words can you write down in one minute?





My Morning Routine

first

next

last

twinkl.co.uk



My Night Time Routine

first

next

last

twinkl.co.uk



Brush your hair

twinkl.co.uk



Eat your breakfast

twinkl.co.uk



Have a bath



Eat your dinner



Get dressed

twinkl.co.uk



Go to sleep

twinkl.co.uk



Wear pyjamas



Do your homework



Go to school

twinkl.co.uk



Brush your teeth

twinkl.co.uk

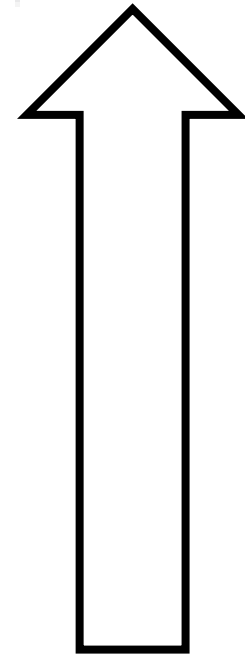
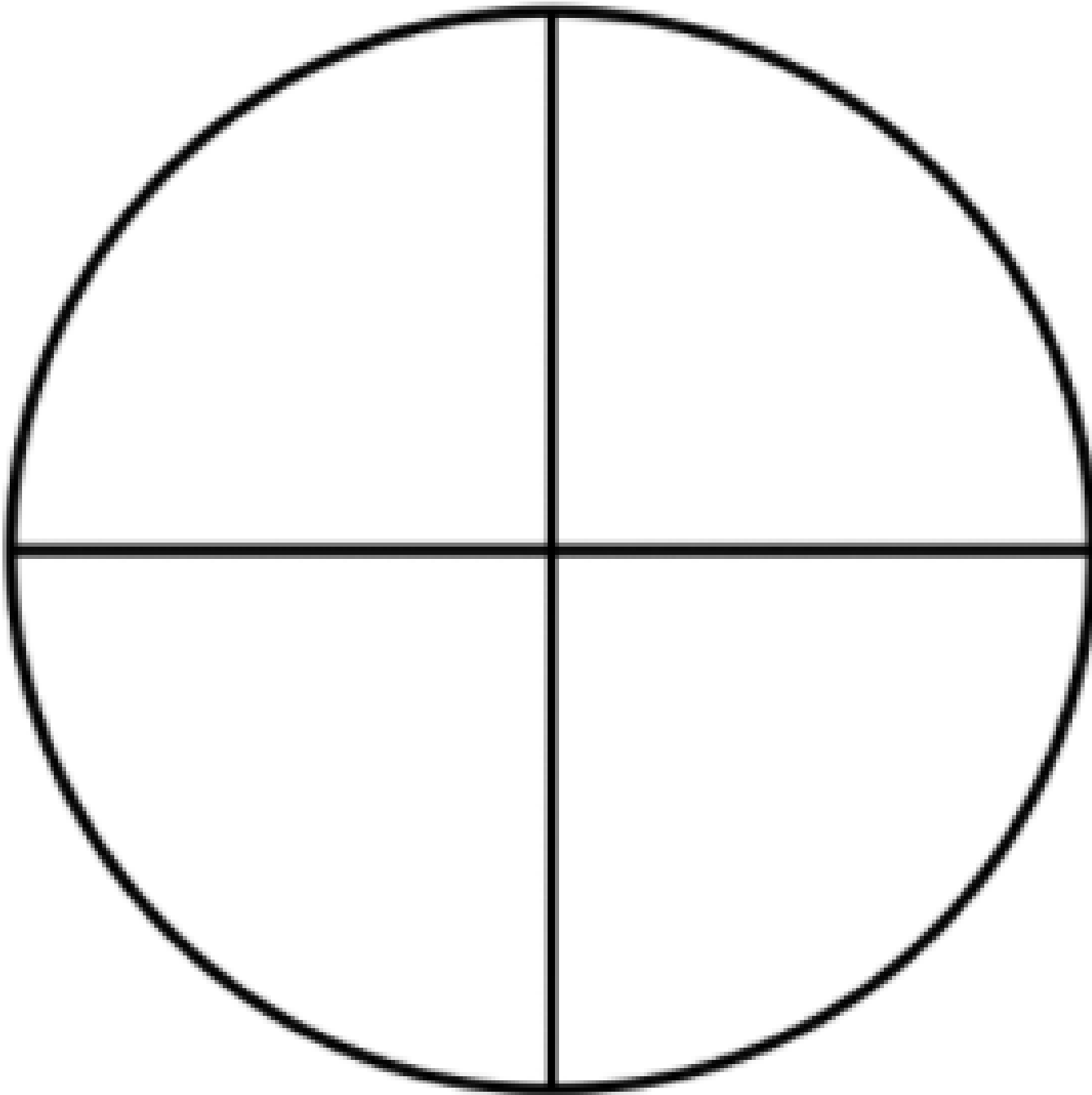


Watch television



Wake up

Wednesday- Maths



Thursday- Maths



How many cubes tall
is the sunflower?



How many cubes tall
is the sunflower?

Thursday- Maths



How many cubes tall
is the sunflower?



How many cubes tall
is the sunflower?



How many cubes tall
is the sunflower?



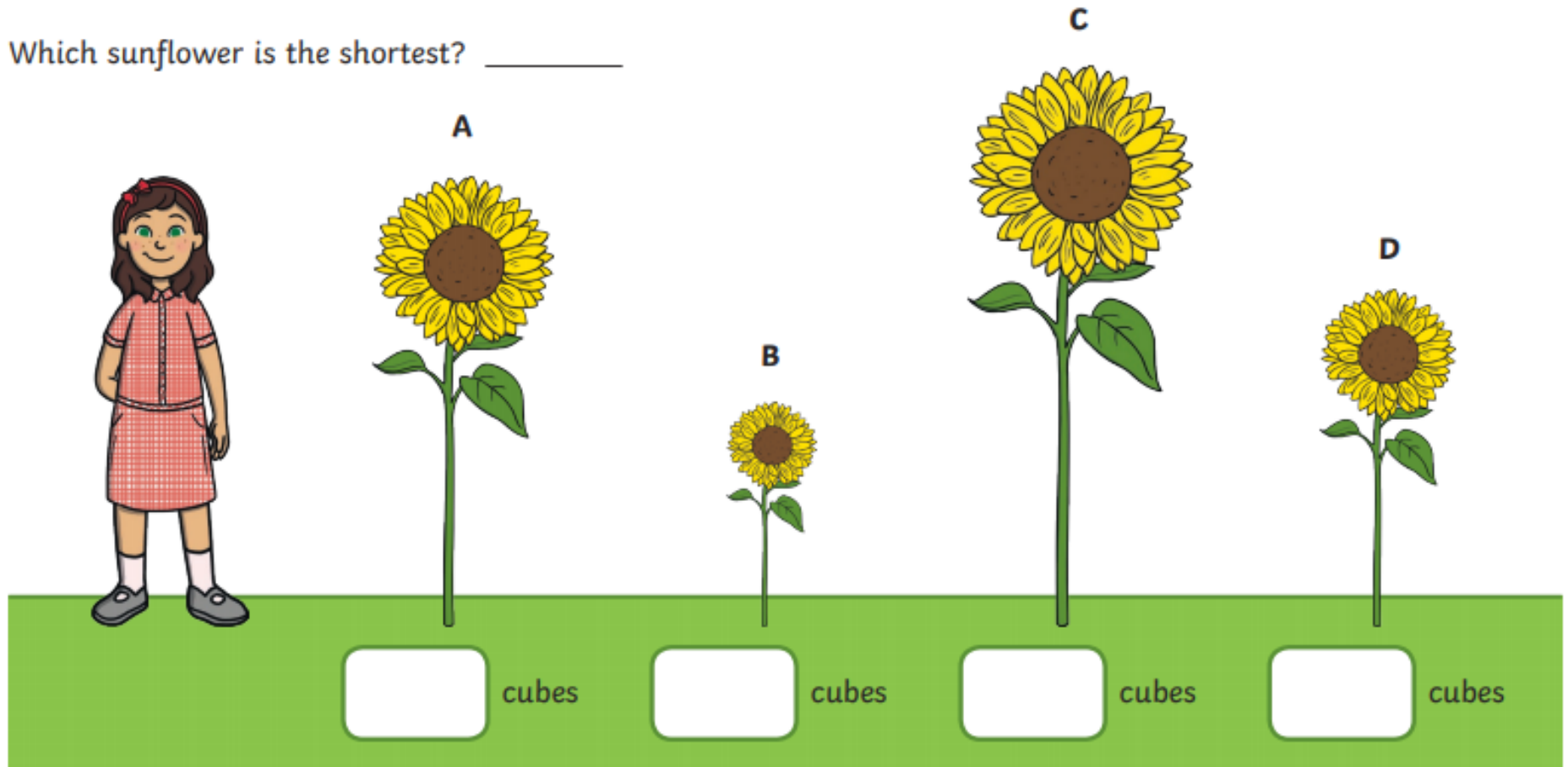
How many cubes tall
is the sunflower?

Sophie's Sunflowers Measuring Height

Can you use cubes to measure the height of my sunflowers?

Which sunflower is the tallest? _____

Which sunflower is the shortest? _____





Monday- Afternoon



Tuesday- Afternoon



Wednesday- Afternoon

Build a Nest

Outdoor Activity

You will need:

Mud

Sticks

Leaves

Moss

The Activity



Using any natural materials you can find, can you create your own nest? Perhaps you could pretend to be a hen and use your nest to incubate your eggs!


Thursday- Afternoon



Friday- Afternoon



Additional activity- colouring



Additional activity- pencil control

Chick



