

## Year 1 Home Learning Week 1

	Phonics	GPS	English	Maths
<b>Monday</b>	<u>Phase 2 - I Spy and Read worksheet</u>	<u>SPaG Mat 1</u>	<u>Question - Would you like be a Victorian child?</u>  <u>Research Victorians</u> What have you found out? Write facts you have found interesting. Remember sentence structure. Use a capital letter, finger spaces and a full stop.	<u>Number Recognition</u> What number can you count to? Somebody at home to show number flashcards between 0 – 20 (0-30 if confident with all to 20). Make sure these are not in order. Continue to flash these throughout the week.
<b>Tuesday</b>	<u>Phase 2 – Cut and stick CVC words</u>	<u>SPaG Mat 2</u>	<u>Research Victorian Children.</u> Research into Victorian children and begin to discuss if you would like to be a Victorian child. Why? Discuss this with somebody at home. Have you got any questions you would like to find out the answers to? <u>Write down three questions.</u> Continue to research this with an adult. A useful website to share with an adult. <a href="http://www.primaryhomeworkhelp.co.uk/victorians/children/index.htm">http://www.primaryhomeworkhelp.co.uk/victorians/children/index.htm</a>	<u>Number Hunt</u> Look for numbers at home. Colour in each number as you find it. Can you find all numbers between 1 and 10 in different places? What other numbers will you find?
<b>Wednesday</b>	<u>Alien Words</u>	<u>Challenge Cards</u>	<u>Victorian Children's jobs.</u> Discuss what a job is and what it is for. Make a list of jobs. Research into Victorian children's jobs. Make a list of these.	<u>Number Formation</u> Practise number formation on the worksheet. After, somebody at home could call out a number for you write this down. Check formation is correct. Reverse roles.
<b>Thursday</b>	<u>Common Exception Word Activity Mats – 'a' and 'the'</u>	<u>Challenge Cards</u>	<u>Victorian Toys</u> Research Victorian toys. Read information available. Label the Victorian Toys worksheet. Think about your spelling. Write all of the sounds you can hear.	<u>Amounts</u> Can you count the images to find the total amount? Circle the correct answer on worksheet 1 and write the answer on worksheet 2 (think about number formation). Somebody at home could call out a number and you could collect the correct amount of objects. Don't forget to check your answers.
<b>Friday</b>	<u>Online Phonic Games</u> Play with an adult at home. <a href="https://www.phonicsbloom.com/uk/game/flash-cards?phase=2#">https://www.phonicsbloom.com/uk/game/flash-cards?phase=2#</a> Trickier sounds <a href="https://www.phonicsbloom.com/uk/game/flash-cards-time-trial?phase=3#">https://www.phonicsbloom.com/uk/game/flash-cards-time-trial?phase=3#</a>  <a href="https://www.phonicsplay.co.uk/resources/phase/2/picnic-on-pluto">https://www.phonicsplay.co.uk/resources/phase/2/picnic-on-pluto</a>	<u>Punctuation Worksheet</u>	<u>Comparing Toys</u> What are your favourite toys? Compare Victorian toys to your own. Were any of them around in the Victorian period? What materials are your toys made of? If you had to choose a Victorian toy to play with what would you choose and why?	<u>Amounts and Addition</u> Roll two dice. Can you find the total amount by adding them both together? You could record this on the Part, Part, Whole models.  If this is easy, add another die.

**Extra Activities:** Discuss the date, weather and your feelings daily. Discuss why you are feeling that way.

Victorian toys colouring, Old and New toy sorting, practise counting to the highest number that you can daily, count backwards from 20, help to keep your home tidy and help prepare meals with your family. Practise handwriting, keep active, take part in Yoga, and share stories with those at home with you.

## Phonics - Monday

### I Spy and Read

Draw a line to the matching picture when you have read each word.

pan

man

cap

tap



map

pig

cot

tin

sock

sack

neck

tick



net

pen

mug

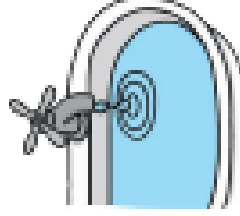
red

# Phase 2 CVC word Building

Cut out the letters from the burglar's bag and put them back where they belong.

t


p



i

n

i



p

Phonics - Tuesday



s

a

t

p

a

n

Plain page for the cutting worksheet if printed back to back.

## Phonics - Wednesday

Read these words to a friend.

hoff



chin

plig



sheep

frung



leap

phote



spray

landpot



chatter

Can you create a list of alien words and read them?

---

---

---

---

---

---

---

---

---

---

# Common Exception Word Activity Mat: a

①

Find and circle the word **a**.

a at at  
g an a b  
a a d  
g at a an

Highlight the word **a** in these sentences.



I can see a duck.



There is a dog.



A pig is in the mud.



Throw a ball.

Clap the word **a**.



Write the word **a**.


Trace the word **a**.

a

a

a

Write the word **a** inside the box.

--

Add the word **a** to these sentences.



Did you catch \_\_\_\_\_ bus?



\_\_\_\_\_ cat sat on \_\_\_\_\_ mat.

I ate \_\_\_\_\_ carrot.



# Common Exception Word Activity Mat: the

②

Find and circle the word **the**.

the a at  
to the hot  
ten the at  
the hen  
at an

Highlight the word **the** in these sentences.



I went to the park.

Can you see the cat?



The dog sat on the rug.



Pick up the tin.



Clap the word **the**.



Finish off the word **the**.

th__	__he
t__	__e

Now write the full word.

_____
-------

Trace the word **the**.

the

the

the

Write the letters from the word **the** inside the boxes.

--	--	--

Add the word **the** to these sentences.



I will go to \_\_\_\_\_ shop.



\_\_\_\_\_ pig was in \_\_\_\_\_ mud.

Can you spot \_\_\_\_\_ fish?



# Year 1 Autumn Term SPaG Mat

## Section 1

Oops! Mr Whoops has missed out the full stop.

Can you add it in?

Sam patted the dog



## Section 2

Circle the correct spelling.

iz

si

is

## Section 3

Write one more word that rhymes with dad.

dad - had - pad - \_\_\_\_\_



## Section 4

Write what you can see.




---



---



---

## Section 5

Write the first sounds.



\_\_\_\_eg



\_\_\_\_it

## Section 6

Join each word to the matching picture.



pen



tap



ant



Year 1 Autumn Term **SPaG Mat****Section 1**

Oops! Mr Whoops has  
missed out the capital letter.



Can you add it in?  
sam patted the dog.



\_\_\_\_\_

**Section 2**

Circle the sentence that is correct.

mum got a pet

Mum got a pet.

Mum got a pet

**Section 3**

Write two more words that rhyme  
with see.

see - bee - me- \_\_\_\_\_ - \_\_\_\_\_

**Section 4**

Write a sentence to go with  
this picture. Don't forget finger  
spaces!



\_\_\_\_\_  
\_\_\_\_\_  
\_\_\_\_\_

**Section 5**

Write the missing sounds.



\_\_\_\_\_ing



\_\_\_\_\_ag



fi\_\_\_\_\_

**Section 6**

Join each word to the matching  
picture.



ant



queen



buzz



sack

# Grammar and Punctuation Challenge Cards

## Grammar and Punctuation

1. Which word completes the sentence?

He took his dog to the park.

She took her three \_\_\_\_\_ to the park.

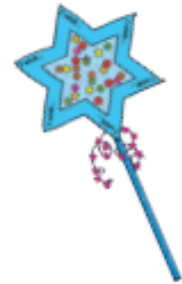
- doges
- dogs
- dog



## Grammar and Punctuation

2. Which sentence is correct?

- I made ten wishes.
- I made ten wish.
- I made ten wishs.



## Grammar and Punctuation

3. Which suffix completes the sentence?

I like read\_\_\_ to my teacher.

- -er
- -ing
- -ed



## Grammar and Punctuation Challenge Cards

### Grammar and Punctuation

4. Which sentence is correct?

- My mum is a building.
- My mum is a builded.
- My mum is a builder.



### Grammar and Punctuation

5. Write the word that completes the sentence.

Today, I will walk to school.

Last week, I \_\_\_\_\_ to school.



### Grammar and Punctuation

6. Can you write the opposite of these words by adding the prefix **un-**?

- kind
- happy
- tie



## GPS – Friday1

Discuss the use of the full stop, question mark and exclamation mark.

### Full Stop



To show us when a sentence is finished.

For example:  
I'm so sad that this is over.



### Question Mark



To show that someone is asking a question.

For example:  
Do you have a pet dragon?



### Exclamation Mark



To show that someone is exclaiming or shouting something.

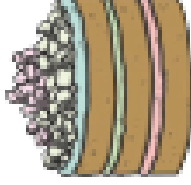
For example:  
I am so excited!



# Question Mark, Exclamation Mark or Full Stop?

Add a question mark, exclamation mark or full stop in the box to finish off the sentence correctly.


a) Do you like cake




b) Look out



c) Dad is mowing the lawn



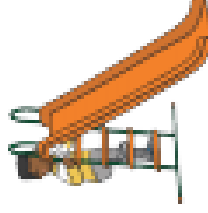
d) Would you like to play with me



e) Well done Riley



f) Sam went down the slide



Blank page

## English - Monday

How will you find out information about the Victorians? What have you found out about the Victorians? Write some information you have found interesting.

---

---

---

---

---

---

---

---

---

---

## English – Tuesday

Research children living in the Victorian period and discuss what you have learnt.

Write three questions you would like to find out the answers to.  
Don't forget to use a question mark.



---

---

---

---

---

---

---

---



## English – Wednesday1

What is a job? Why do people have jobs? What jobs do you know of? Make a list of these jobs.




## English – Wednesday2

Research into Victorian children's jobs. You could look at books, search online with an adult and watch videos.

### Victorian Job Facts



Children worked very long hours with little breaks and no fresh air.



Children often worked in very dangerous conditions which meant they could get injured or even killed!



Very young children were expected to work (children as young as you).



There was no education for children from poor families, so there was very little chance of them ever getting a well paid job.

## English – Wednesday3

Can you make a list of jobs some children had to do during the Victorian period?



---

---

---

---

---

---

---

---

---

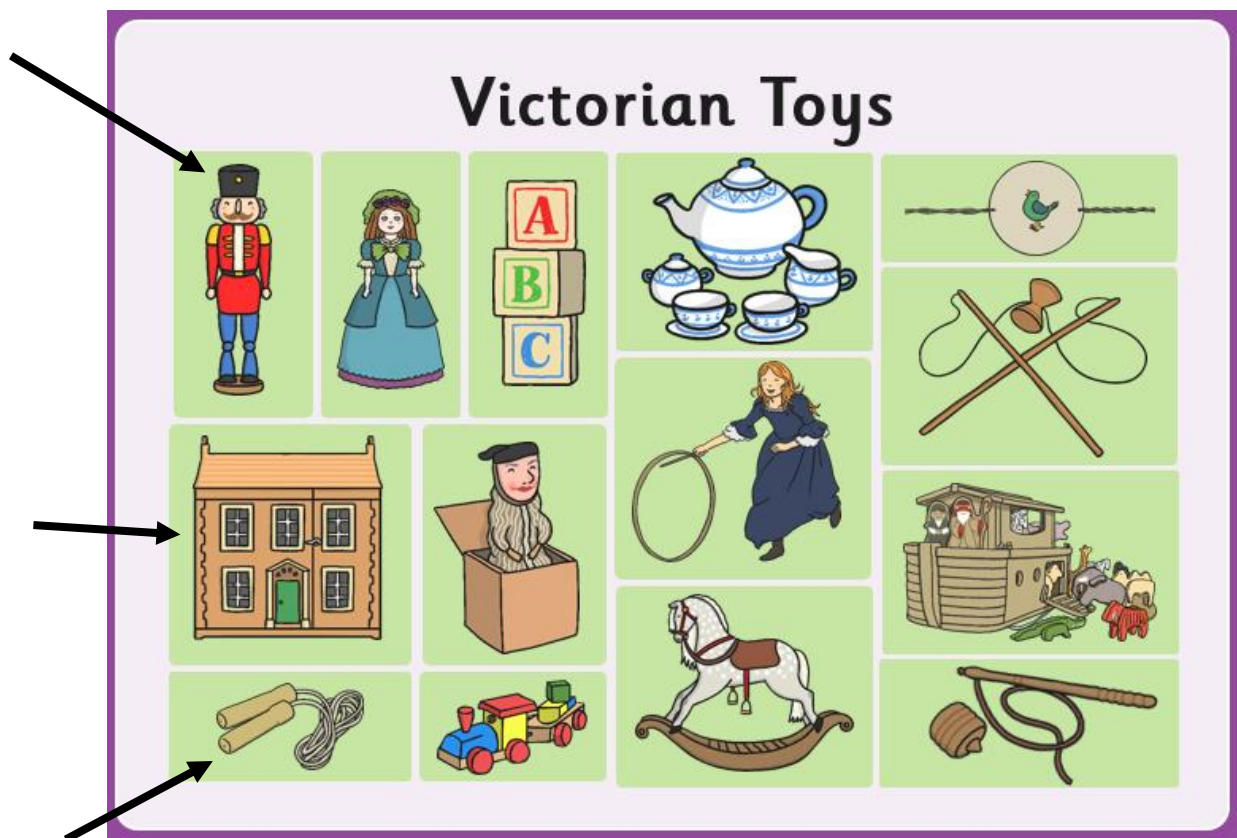
---

---

---



Can you label the Victorian toys?



# Toy Timeline



## Victorian Toys and Games

Victorian toys were usually made from wood, metal and paper. The toys that Victorian children had depended on how much money their family had.

Children from rich families played with toys such as clockwork train sets, toy soldiers, tea sets, rocking horses, dolls and dolls houses.



Children from poor families played with home-made toys such as peg dolls and wooden boats. Rags were stuffed with sawdust to make balls and toy animals. If they were lucky, poor children were sometimes bought cheap penny toys from the market.





## Victorian Toys and Games

Girls usually played with dolls, dolls houses and tea sets.



Boys usually played with toy trains, boats, soldiers and marbles.



In many homes, the only toy children were allowed to play with on a Sunday was Noah's Ark, because it related to the Bible.



Victorian children enjoyed playing games too. Football was popular outdoors and children played board games like Ludo and card games like Happy Families indoors.



## Doll Comparison

Look at the two dolls. Can you think of anything which is similar about them?  
Can you see anything which is different about them?



### Similarities

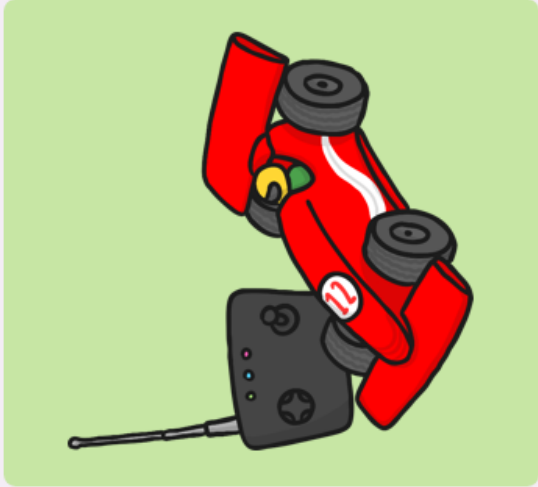

- Dolls were popular in Victorian times and are still popular today.
- The clothes the dolls are wearing reflect the fashion at the time.

### Differences

- The Victorian doll is made of china and the modern doll is made of plastic.
- The dolls are wearing different styles of clothes.
- The modern doll has moving parts.

# Toy Comparison

Can you compare the similarities and differences between these old toy cars and this modern remote control car?

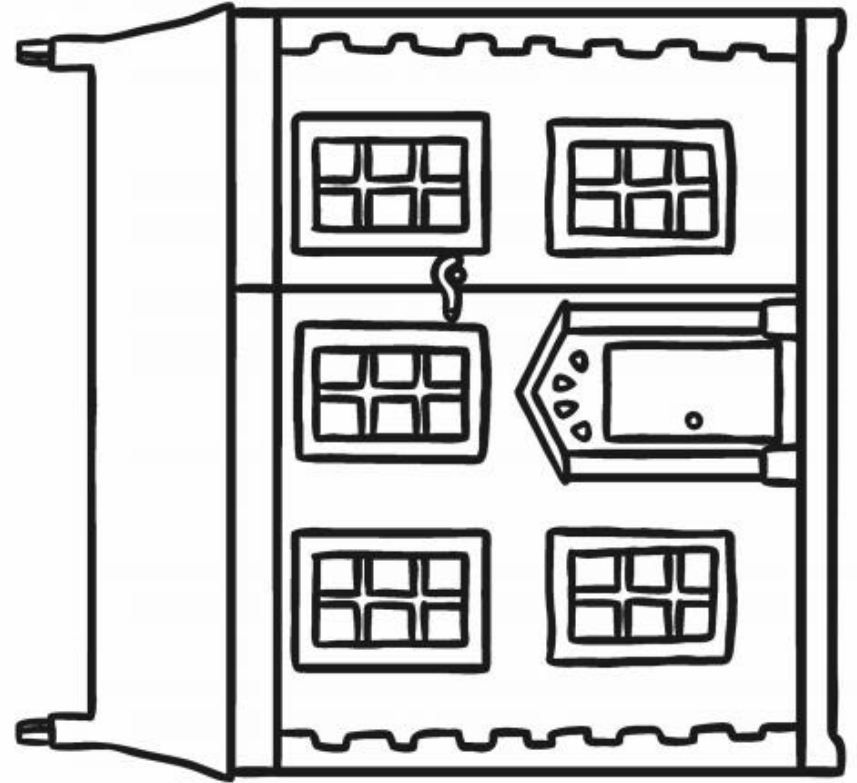
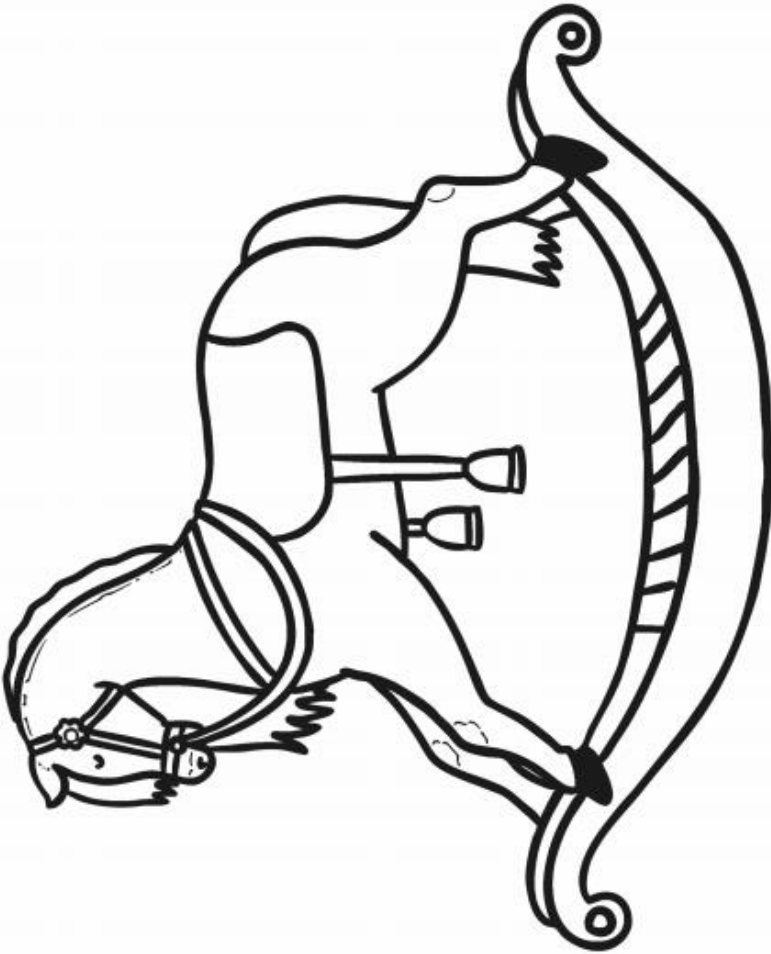


# Similarities and Differences

Similarities	Differences
Lots of toys which were popular in the Victorian times are still popular with children today including trains, cars and dolls.	Victorian toys were made from different materials from toys today. Some of these might have had sharp edges and been dangerous. Today there are strict rules for toy makers to make sure toys are safe.



Can you think of any more?

# Victorian Toy Colouring Page



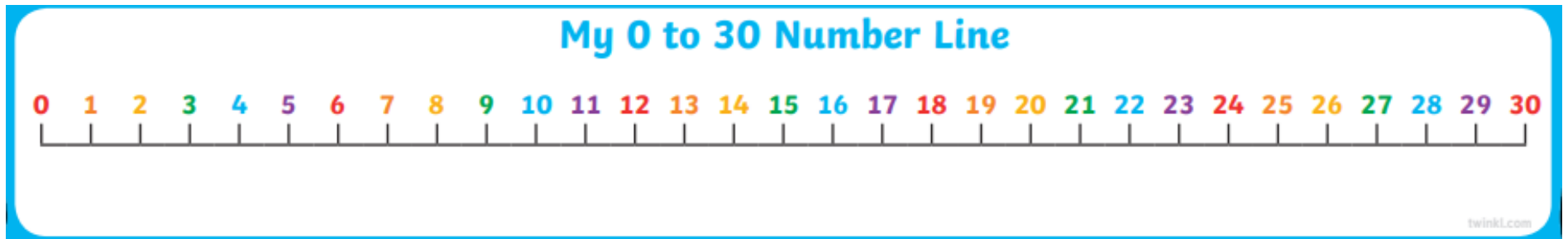


## Victorian Toy Colouring Page

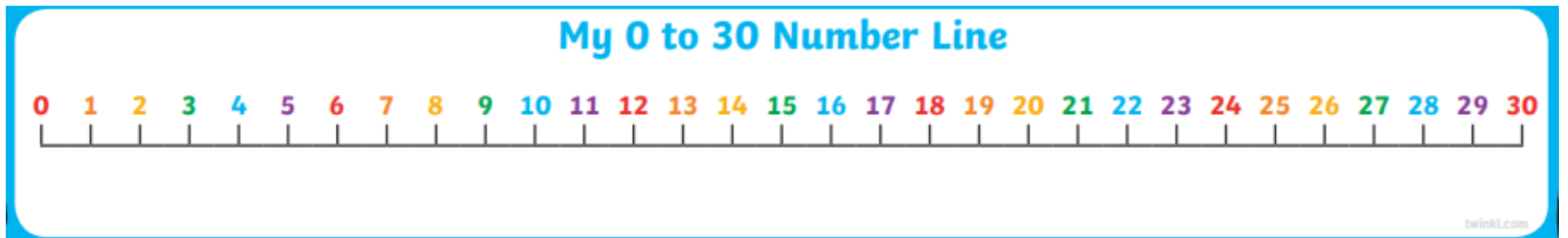


## Maths – Monday

What is the highest number on the number line? What is the lowest number on the number line?



How old are you? Are there any numbers you do not recognise? Write these down.

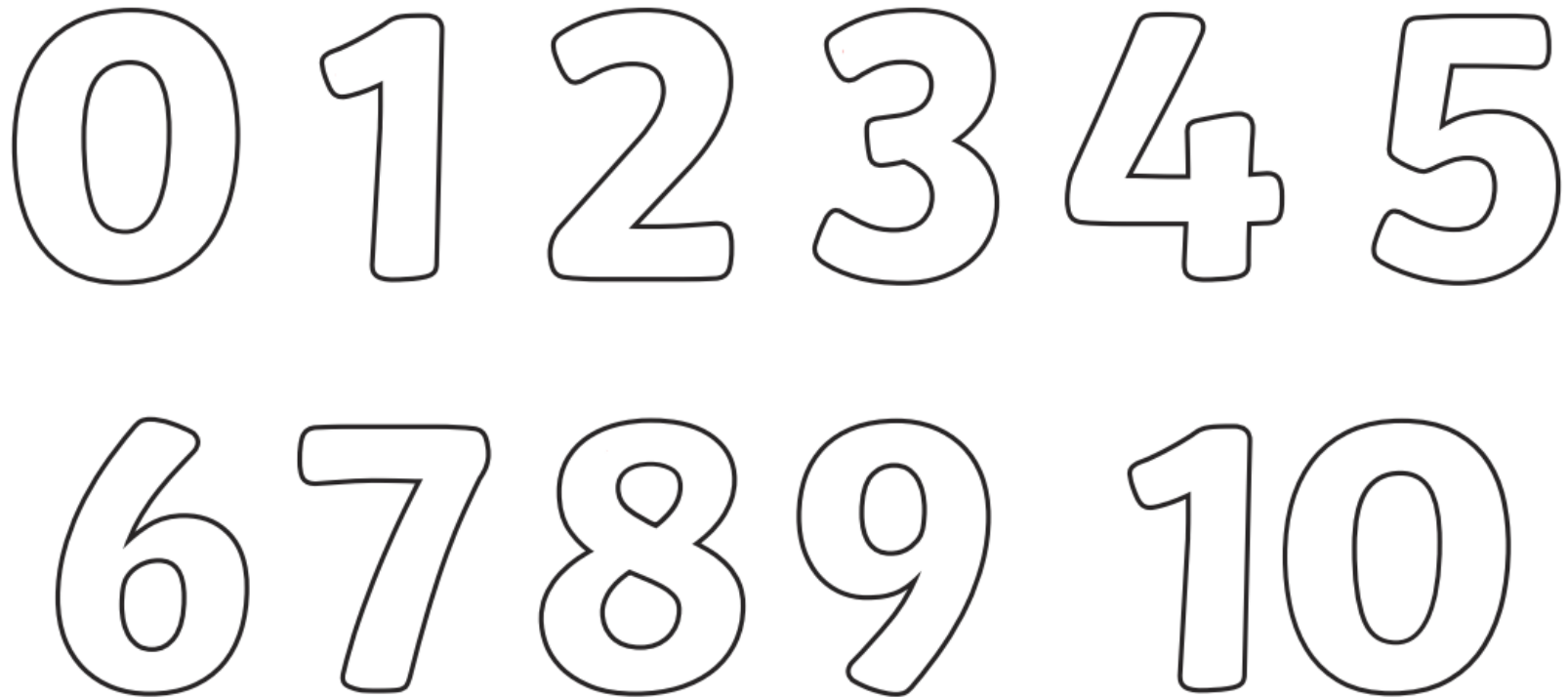


---

---

## Maths – Tuesday

Number Hunt. Can you find these numbers around your home? These must be in different places. Colour in each number as you find it.



What other numbers can you find?

---

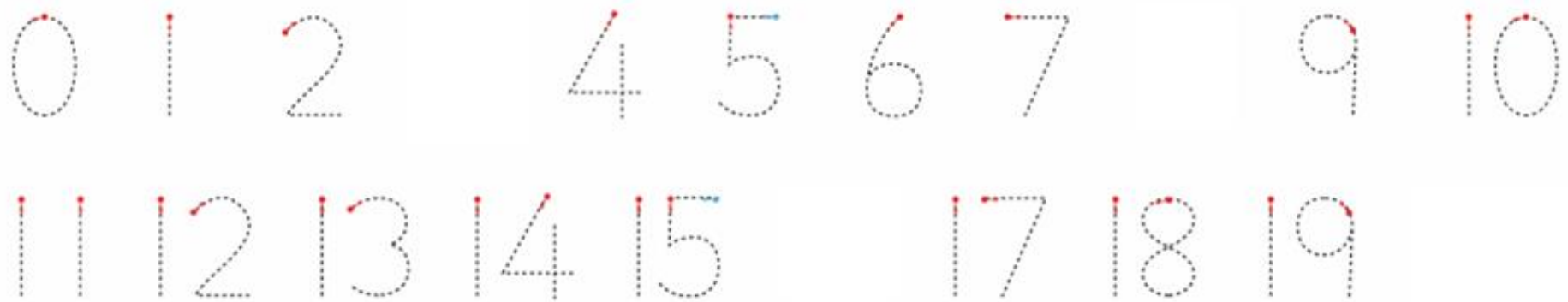
---

## Maths - Wednesday

### My 0-20 Number Formation




Can you form the numbers correctly? Can you form the missing numbers correctly?




## Maths – Thursday1


Find the total by counting. Circle the answer.




4	5	1
---	---	---




5	2	3
---	---	---




5	6	4
---	---	---




8	9	10
---	---	----




8	0	6
---	---	---



2	9	6
---	---	---



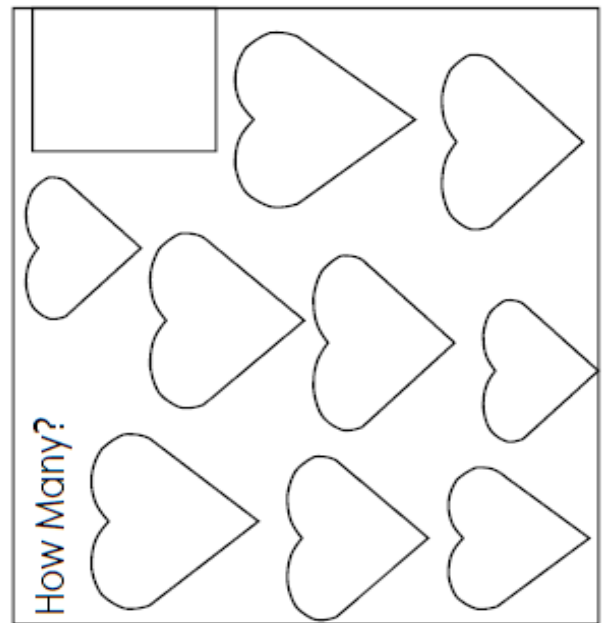
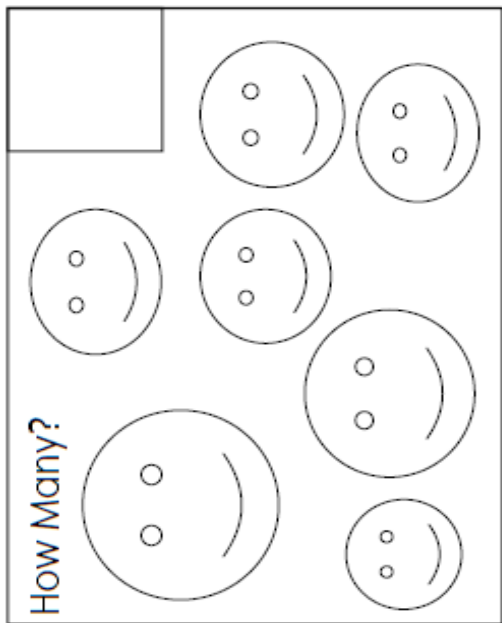
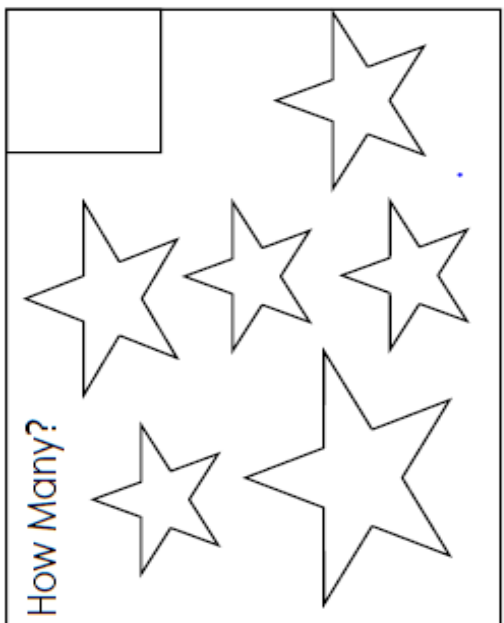
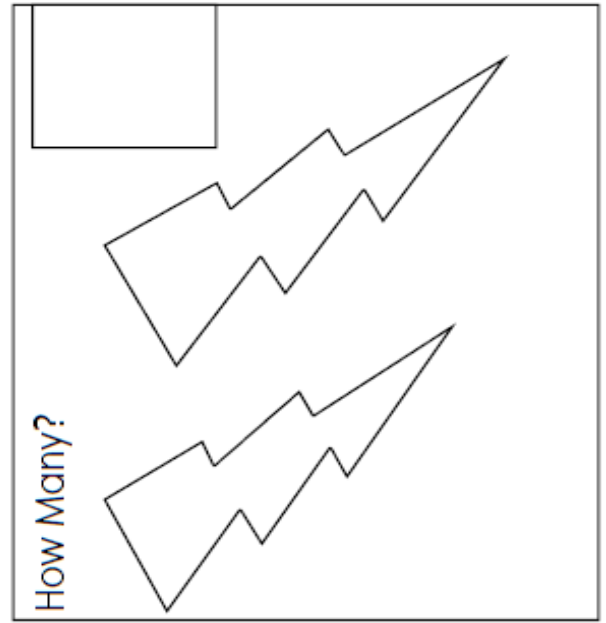
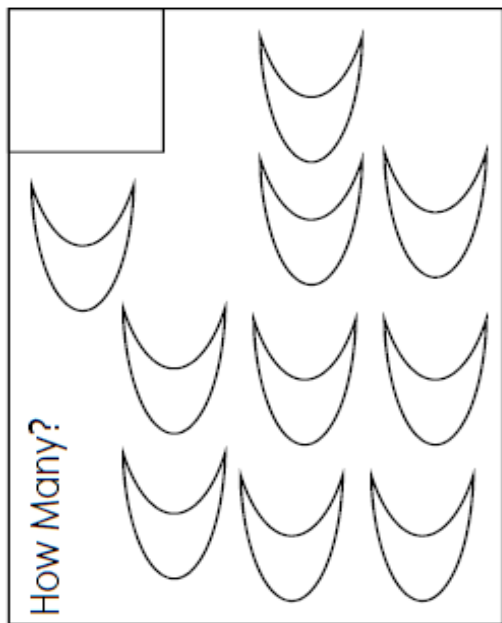
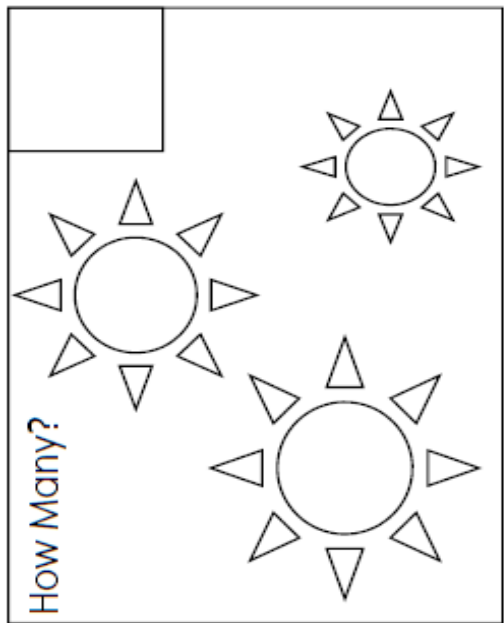
10	7	9
----	---	---



10	6	9
----	---	---

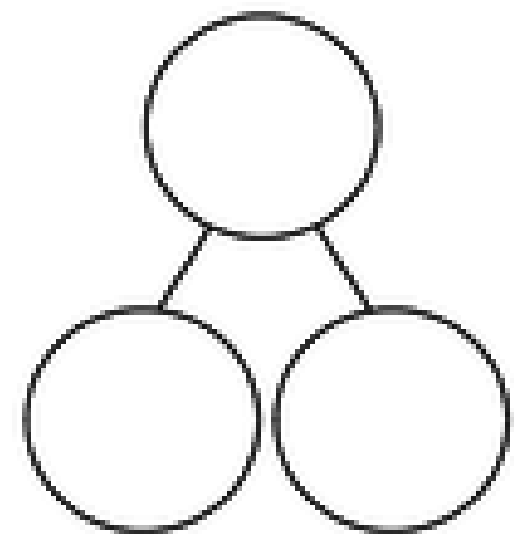
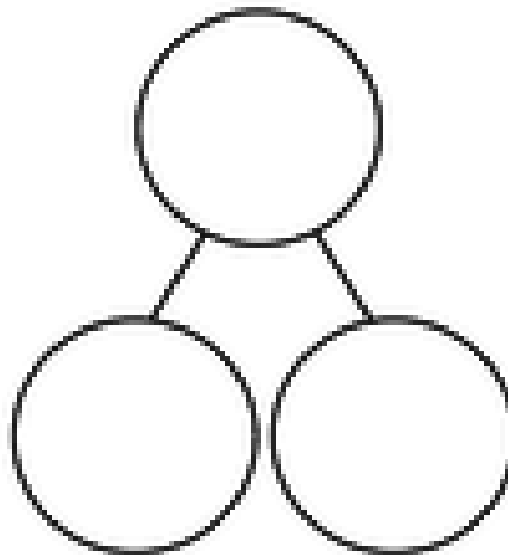
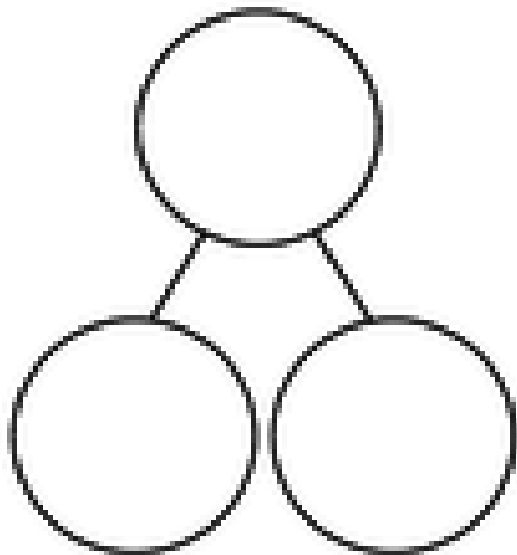
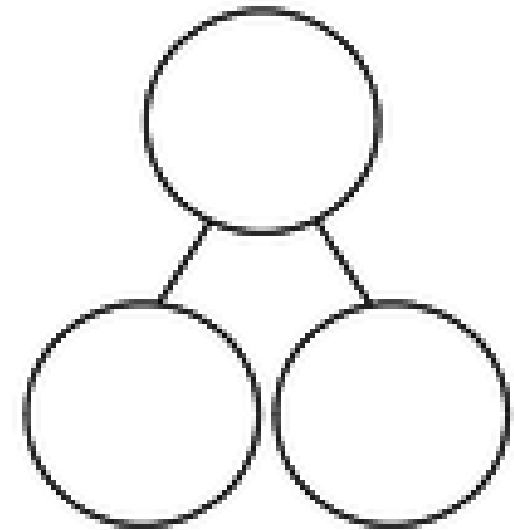
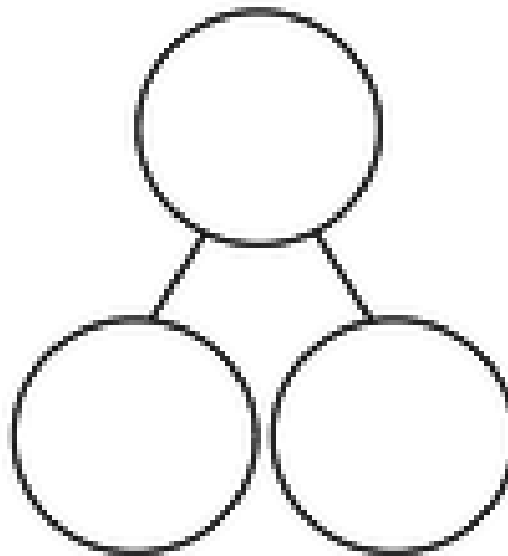
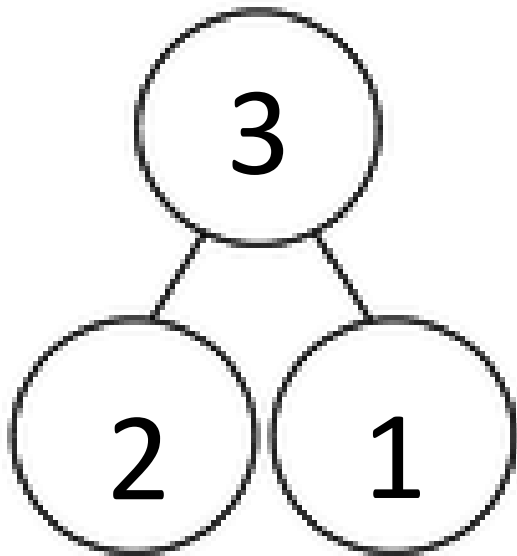
## Thursday2

Find the total by counting. Write the answer in the box.

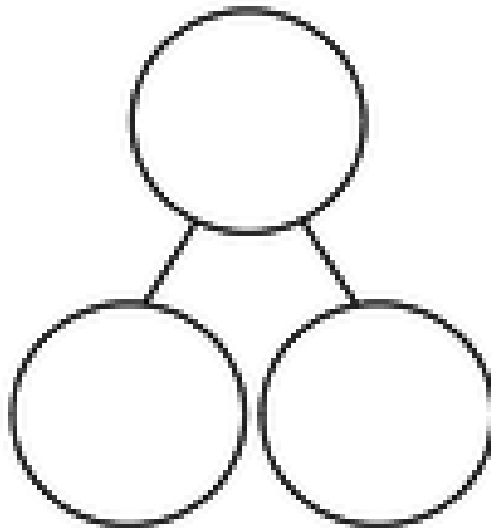
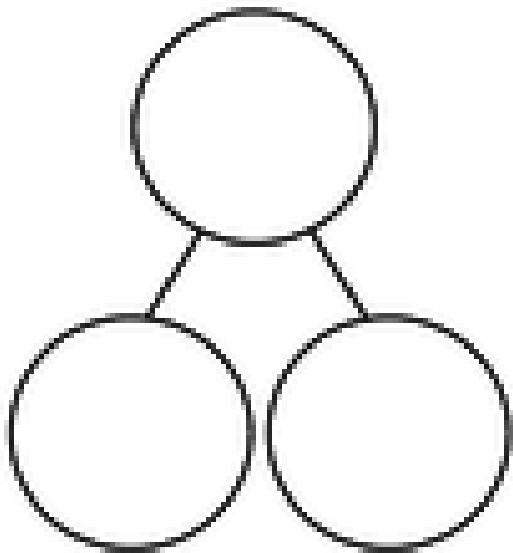
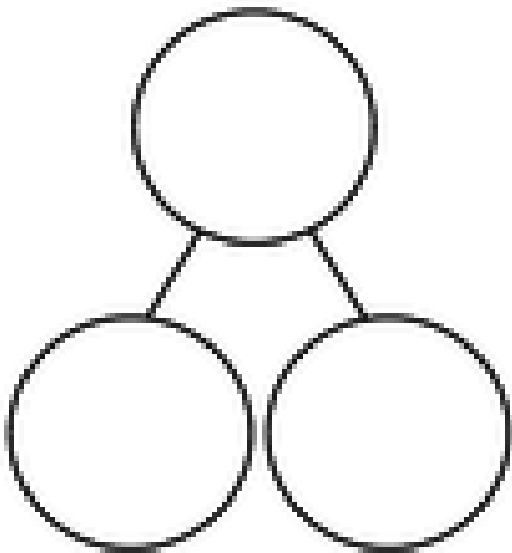
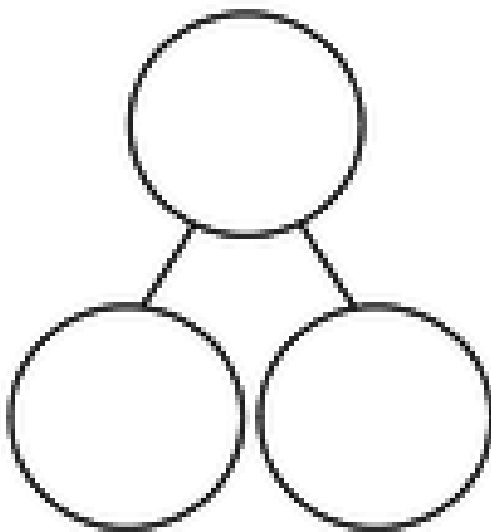
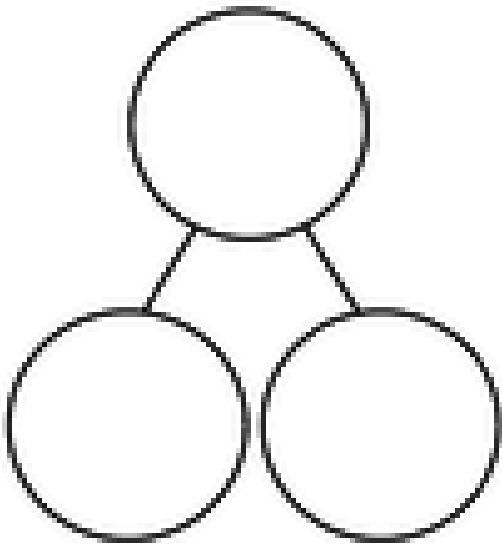
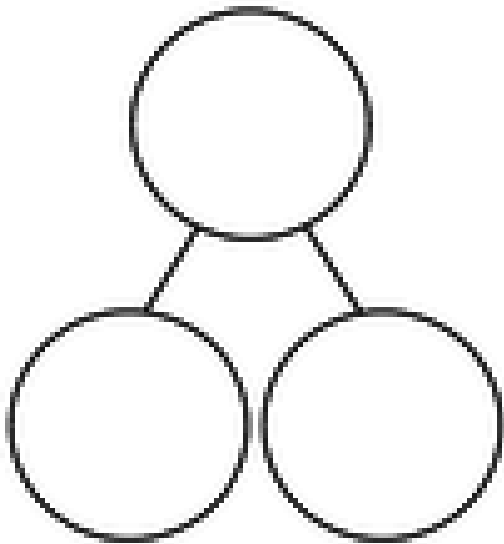


## Maths – Friday1

If I roll a 2 and a 1 I write these down as the two 'parts'. I then find the total.



Maths – Friday2





**Old Toys**

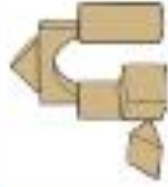
## New Toys



doll



board games



building  
blocks



rag doll



game console



Jack in the  
box



toy soldiers



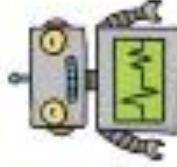
plastic bricks



superhero



marbles



robot



teddy bear



pogo stick



radio  
controlled  
vehicles



toy ship



inline skates



scooter



rocking horse



skateboard



whip and top