










Year 1 Home Learning Pack 4

	Phonics	GPS	English	Maths
Monday	Choose the correct word (ch)	Compound words	Comprehension – Read the text and answer the questions (The Enormous Turnip)	2D shapes
Tuesday	Find the sounds	Compound words	Labelling the 4 countries of The United Kingdom	2D shape pictures
Wednesday	Unscramble the ch words	Compound words	BBC Bitesize – Let's explore the UK Writing facts about the 4 countries of the UK	2D shape hunt
Thursday	Wordsearch - ch	Using 'and' to join clauses	Fun photos - Writing questions	2D shapes – cut and stick
Friday	Multicoloured spellings – ch	Using 'and' to join clauses	Fun photos – answering questions or writing stories.	2D shapes - repeating patterns










Phonics - Monday

Read the words. Circle or write down the correct 'ch' word to match the picture. Can you use the words you have chosen in a sentence? Tell your sentence to someone at home.

 <p>chat chin chess</p>	 <p>chip chap chum</p>	 <p>chop chess chin</p>
 <p>chat check chill</p>	 <p>lunch bench pinch</p>	 <p>chum chick chap</p>
 <p>lunch bench pinch</p>	 <p>pinch ranch bunch</p>	 <p>check chuck punch</p>

Phonics - Tuesday

Choose the correct letter sounds to spell the words.

 <p> p ch \ / un l t </p>	 <p> ch d a m t </p>	 <p> r n i ch p </p>
 <p> k f i ch ck </p>	 <p> p ch in b c </p>	 <p> b g en s ch </p>
 <p> c t e ch ss </p>	 <p> l b un k ch </p>	 <p> h b o ch p </p>

Phonics - Wednesday

Unscramble the letters to spell the word correctly. Write the word. Put your word in a sentence. Can you write your sentence?



i n ch

c h i n



a ch t



n i ch p



e ch b n



u n ch l



e ch ss



n p ch u



p o ch



ch ck i

Phonics - Thursday

Find the ch words!



bench



lunch



chat



chin



chick



chop



punch



pinch



chess

f	j	c	h	o	p	c	v	b	n	c	h	e	s	s
b	e	n	c	h	l	p	a	c	h	a	t	c	x	z
s	c	h	i	c	k	q	p	u	n	c	h	k	y	t
o	b	u	e	h	l	u	n	c	h	m	q	w	r	j
c	h	p	i	n	c	h	g	o	d	z	c	h	i	n

Phonics - Friday

Choose 10 'ch' words from Monday's sheet.

Practise writing the words in multicolours - a different colour for each letter. E.g.

chick

Choose some different 'ch' words from the sheet, and practise spelling the words with practical equipment e.g. lego, pencils, pasta, cars, twigs. (Or make the ch sound in as many different ways as you can think of.)




GPS - Monday

Compound words are made when 2 separate words are joined together to make 1 new word. E.g. bed + room = bedroom

Can you use the pictures to help you make some compound words?

Look at the pictures and circle the one that makes a compound word.



GPS - Tuesday

Can you make some more compound words?



GPS - Wednesday

Now write a sentence for the other compound words in the word box.
Remember capital letters, full stops and finger spaces.

Compound Words Spelling Activity

1. Use the pictures below to make compound words.

earthquake	eyeball	popcorn	blackberry	basketball
butterfly	toothbrush	snowflake	fireplace	rainbow



GPS - Thursday

Using 'and' to join clauses

Jake is going to the park and is having a picnic. Write 'and' to finish the sentences about the picture of Jake at the park.

1. Jake will eat sandwiches _____ cakes.
2. He will run _____ climb.
3. He has gone with his mum _____ sister.
4. It is sunny _____ hot.

Challenge

Now think of your own sentences about the picture to answer the questions below. Remember to use 'and' in your sentences to join words.

For example: What colour is the dog?

The dog is black and white.



1. What colours are on the kite?

2. Can you write down two things that the family are eating?

3. How is Jake feeling? Remember to use two words.

At the Beach

Using 'and' to join clauses

Try to write some sentences of your own using '**and**' to join words and clauses. To help you, use some of the words and phrases below the picture.



- sunbathing
- hot
- happy
- excited
- sun is shining
- blue
- kneeling on a blanket
- wearing sun cream
- sunny
- blue
- building a sand castle
- yellow
- joyful
- sitting in a deck chair
- using a spade
- wearing sunglasses
- waves are crashing

English - Monday The Enormous Turnip - Read the text and answers the questions.



Once upon a time, there lived a little old man and a little old woman.
One day, the little old man planted some turnip seeds.



One of the turnips grew... and grew... and grew... until it was enormous.
The little old man pulled, and pulled but still the turnip would not budge.



The little old man shouted to his wife to help.
Together they pulled, and pulled, but still the turnip would not budge!



So they shouted to a boy who was playing in the field.
Together they pulled, and pulled, but still the turnip would not budge!



So they all shouted to a girl to help.
Together they pulled, and pulled, but still the turnip would not budge!



So they all shouted to the old man's dog to help.
Together they pulled, and pulled, but still the turnip would not budge!



So they all called the little old woman's cat to help.
Together they pulled, and pulled, but still the turnip would not budge!



So they all called the farmhouse mouse to help.



Together they pulled, and pulled, and pulled, and suddenly... out popped the enormous turnip! The little old man was very pleased.
He invited everyone round for a turnip dinner!

Answer the questions below in full sentences.

1. Name three characters in the story.

2. What vegetable were they trying to pull up?

3. Who tried to pull it up on their own?

4. Who did the little old man call to help him first?

5. Who did they call to help them after the little old woman?

6. Where was the boy playing?

7. What pet did the little old man have?

8. What pet did the little old woman have?

English - Tuesday

Countries of the United Kingdom

Look at the map of the United Kingdom below.
Label the different countries in the blank boxes.



Use the name of the countries below to help you.

England Scotland Wales Northern Ireland

Countries of the United Kingdom

<https://www.youtube.com/watch?v=95ijU-zCaj4>

<https://www.youtube.com/watch?v=ncqDJW4EhmE>

Choose 4 different colours and use these to colour the countries in differently. Label the countries. Find out the names of the capital cities for each country and write a sentence for each. E.g. The capital city of England is... Find out where London should be on the map. Can you add a label for London?

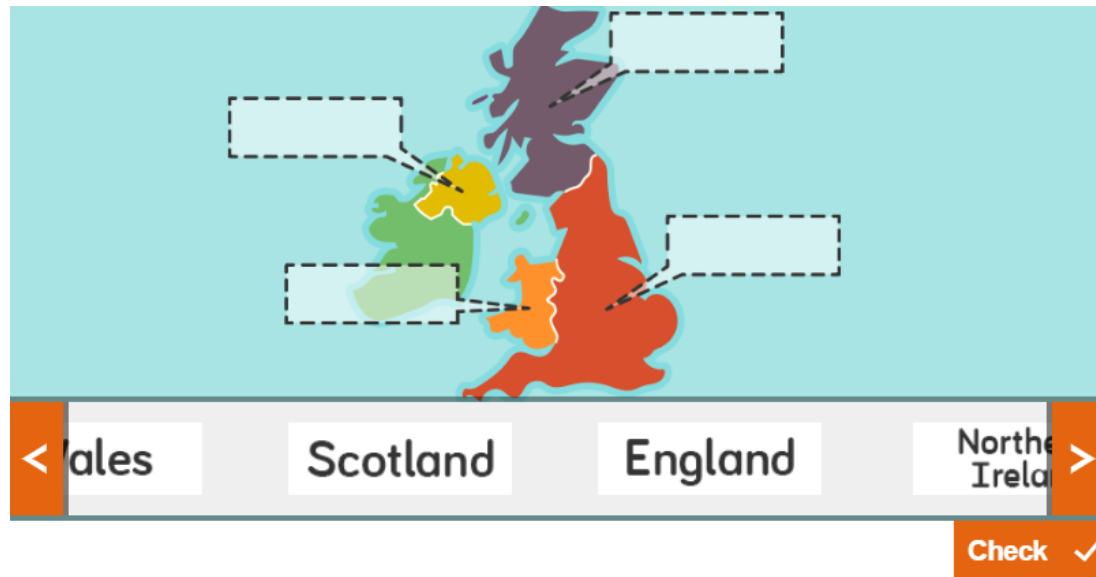
Find out where Leominster should be on the map.

Can you add a label for Leominster? What do you notice about where Leominster is on the map? Is it at the top, middle, bottom? How close is it to London?

English - Wednesday

<https://www.bbc.co.uk/bitesize/topics/zyhp34j/articles/z4v3jhv>

Click on the above link to continue learning about the UK. Write down some facts about each country. (BBC Bitesize - Let's explore the UK.)



English - Thursday

Look at the pictures below. Can you think of any questions you would like to ask the person who took these photos? E.g. What is the dragon's name?

Can you write some questions for each of the pictures? Remember to use a ? at the end of each question.



English - Friday

Look again at the pictures we used yesterday. Read your questions. Can you make up some answers now and write these down in full sentences.

E.g. I have made up this sentence to answer my question from yesterday...

The dragon's name is Smoky, because he's not old enough to breathe out fire yet, but he can blow out smoke.


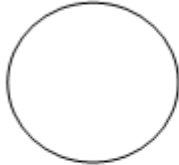
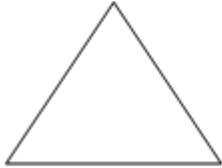

Or you might want to write a story about one of the characters in the pictures.

Maths - Monday

2D shapes

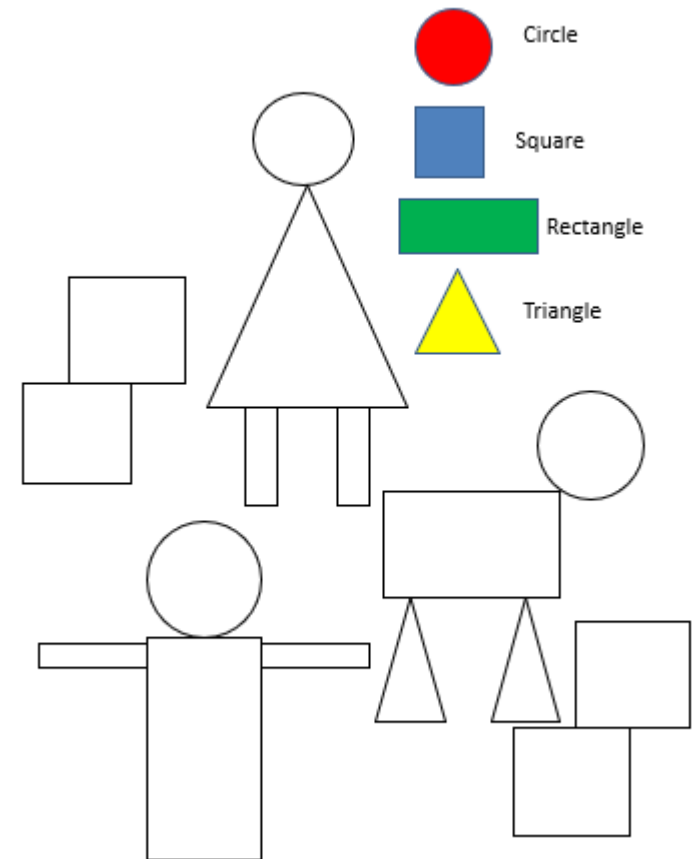
circle square rectangle triangle

Use the shape names above to help you fill in the sheet. Can you see any of these shapes in the room where you are working?

	This 2D shape is a _____. It has ____ corners. It has ____ sides.
	This 2D shape is a _____. It has ____ corners. It has ____ sides.
	This 2D shape is a _____. It has ____ corners. It has ____ sides.
	This 2D shape is a _____. It has ____ corners. It has ____ sides.

Maths - Tuesday

Colour the shapes. Can you remember the shape names? Count the sides. Count the corners. Can you describe the different shapes to someone at home? Can you draw a different shape picture?







Maths - Wednesday



Shape Hunt

Can you find these shapes outside?







2D Shape	Draw and label the objects you find that match each shape.
Square 	
Circle 	
Triangle 	
Rectangle 	



Shape Hunt


Can you find these shapes around your home?



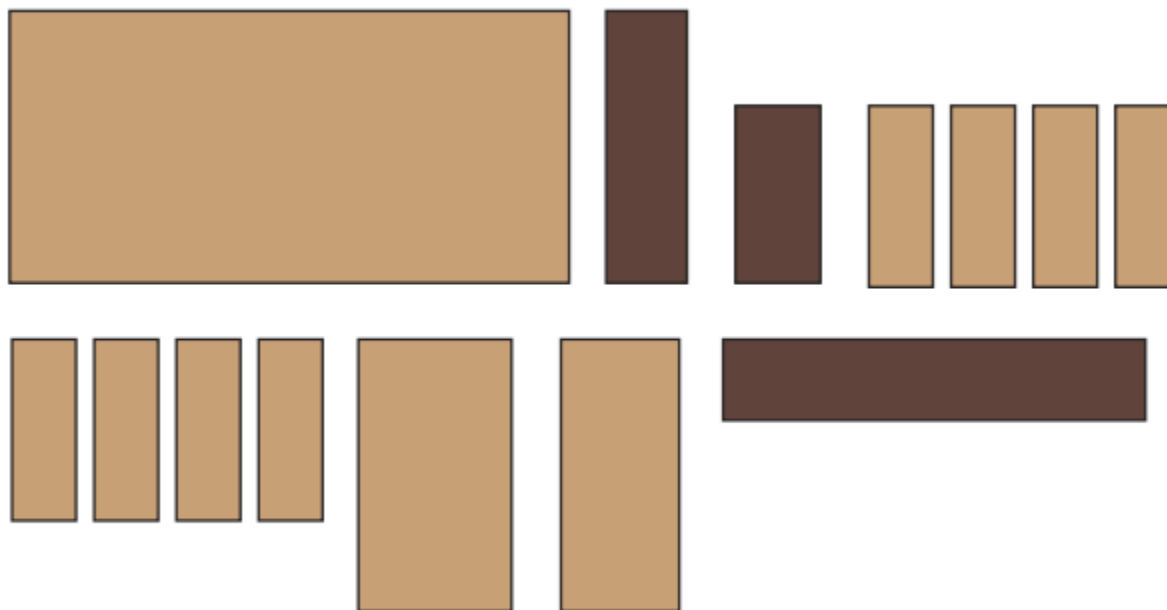
2D Shape	Draw the objects you find that match each shape.
Square 	
Circle 	
Triangle 	
Rectangle 	

Maths - Thursday

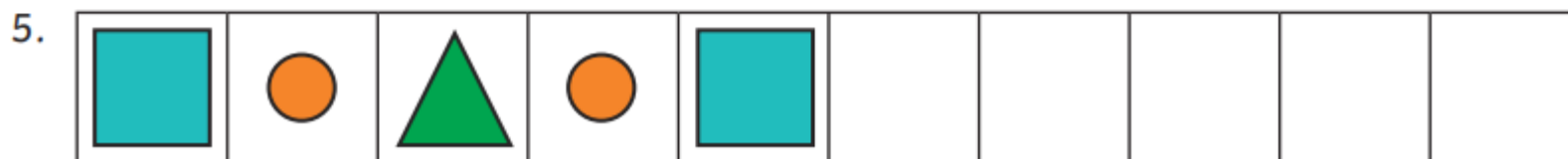

Animal themed Cut and Stick 2D Shape Activity



Cut out the rectangles and stick together to make the horse picture above.



Maths - Friday Can you finish the repeating patterns?



London art and craft ideas

Can you make something that reminds you of London? Here are some ideas, but you might want to try Big Ben, The Tower of London or something else.



Q is for Queen

