

Timetable for Spring home learning pack- Year 2

	9 am Calculation	9.20 am Maths	10.20 am Break	10.30 am Phonics	11 am English	12 pm Lunch	1 pm Rockstars or Numbots	1.30 pm Topic	2.30 pm Reading
--	---------------------	------------------	-------------------	---------------------	------------------	----------------	------------------------------	------------------	--------------------



Monday	Counting on in 2s	Can you work out the change from the coins?		Suffixes	Have a go at creating your own acrostic poem, extending the sentences with 'and'.		Log onto rockstars work on your maths recall https://trockstars.com/	Read through the slides and have a go at drawing and writing about what you will find in the Spring time.	Reading Comprehension
Tuesday	Part part whole.	Multiplication on colouring in.		Word Jumbled spellings	Read the spring poem and draw a picture of the image you get in your mind.		Log onto rockstars work on your maths recall https://trockstars.com/	Go on a spring all and tick off the flowers you find. Draw a picture of your	

Timetable for Spring home learning pack- Year 2

	9 am	9.20 am	10.20 am	10.30 am	11 am	12 pm	1 pm	1.30 pm	2.30 pm
	Calculation	Maths	Break	Phonics	English	Lunch	Rocketstars or Numbots	Topic	Reading

Wednesday	Number bonds to 20.	Flower Fractions		Writing in sentences	Use your spellings to help you to label what you have drawn. Write a short story from bunny's point of view. What can the bunny see, hear, smell, hear and touch?		Log onto rocketstars work on your maths recall https://trockstars.com/	Have a go at creating your own spring blossom tube tree.	Reading Comprehension
Thursday	Ordering numbers.	Lines of symmetry.		Correct spelling mistakes.	Write a letter to <u>friend</u> inviting them		Log onto rocketstars work on your maths recall https://trockstars.com/	D&T - create a spring suncatcher	

Timetable for Spring home learning pack- Year 2

	9 am Calculation	9.20 am Maths	10.20 am Break	10.30 am Phonics	11 am English	12 pm Lunch	1 pm Rockets or Numbots	1.30 pm Topic	2.30 pm Reading
--	---------------------	------------------	-------------------	---------------------	------------------	----------------	----------------------------	------------------	--------------------

					to your picnic..				
Friday	Deriving facts from 100.	Spring tally chart		Correct spelling mistakes	Write instructions on how to create a saunecatcher.		Log onto rockets or your maths recall https://trockets.com/	Create a map on your local area with symbols..	Reading Comprehension

Monday- Calculation

Counting On - in 2s Count on in 2s from the numbers below



10



20



32



42



54



64

Monday- Maths

Spring Shopping

Work out how much change you would get if you bought these items.

You buy	You Pay	Change
£1.00 		
80p 		
20p 		
60p 		

Challenge: Which coins could you get for your change?

Monday- Spelling

Suffix-eggs!

Draw lines to match the root words to the correct suffixes. Write the new words you have made underneath. The first one has been done for you.

amaze	-ment	ill	-less
care	-ness	quick	-ment
punish	-ful	harm	-ly

amazement, _____

Write some sentences using the words you have made.

Monday- Literacy

Adding Adjectives Acrostic

Help Harry to improve his spring acrostic poem by using expanded noun phrases. Make sure that you add at least one adjective to describe the noun in each line. The first one has been done for you.

S

six chicks.

Six fluffy, chirping chicks.



P

pink blossom.



R

rainbows fill the sky



I

see birds return.



N

nine lambs are born.



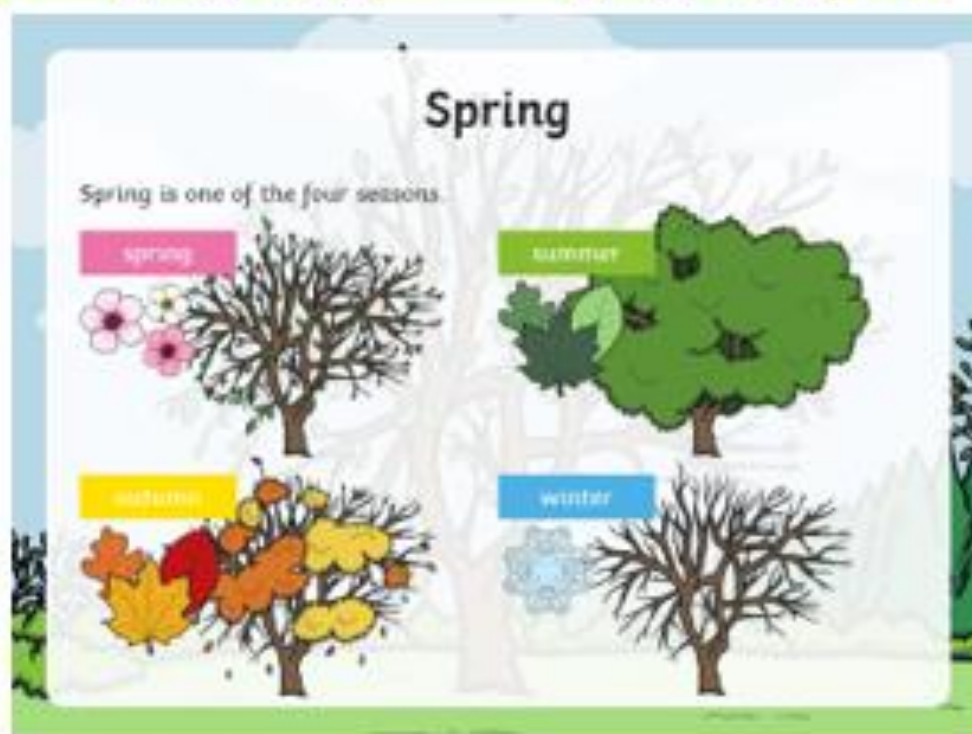
G

gone is winter.



Monday- Afternoon

Read through the slides with your grown-up all about Spring. Then have a go at drawing some of the things you will see in the Springtime on the sheet. You could write a list of everything you see too.



Spring Weather

Spring weather can be mixed.

What kinds of weather can we experience in spring?



Months and Seasons

The spring months are March, April and May.

With a partner, look at the seasons wheel.

- Name the winter months.
- If the month is October, what season is it?
- If the month is March, how many months are there until summer begins?



Lighter Evenings

You might notice that the daylight gets longer and longer during the spring months. It may still be light when you go to bed!

Month	Sept	Oct	Nov	Dec	Jan	Feb	Mar	April	May	June	July	Aug
hours of sunlight	13	11	9	8	8	10	12	14	15	16	16	14

What Does Spring Look Like?



More Signs of Spring

You might notice new life springing up all around you!



snowdrop



bulbs shooting



daffodils



flower buds



blossom



crocuses

More Signs of Spring



chicks



lambs



tadpoles

You might spot bluebells and crocuses growing in woodland areas.




bluebells



bees

In the Spring I see...



Read the poem *Spring Has Sprung* and answer the questions.

Spring Has Sprung

Lambs are playing in the fields
and birds chirp in the trees.

New flowers bursting from the ground
are loved by honeybees.

Spring has finally sprung, at last,
and fruit hangs on the vine.

Happy springtime to you now
– have a brilliant time!



Monday- Comprehension

1. Draw three lines to show what the animals and plants are doing in this poem.

fruit

play in the fields

birds

hangs on the vine

lambs

chirp in the trees

2. Can you find and copy **two** adjectives used in the poem?

3. Number these things from 1-4 to show the order they first appear in the poem.

☐ birds

☐ honeybees

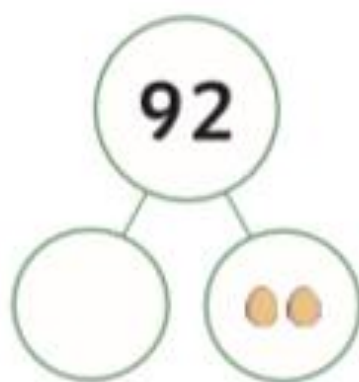
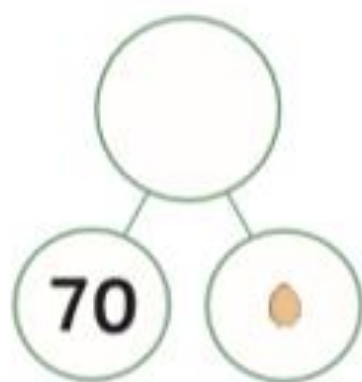
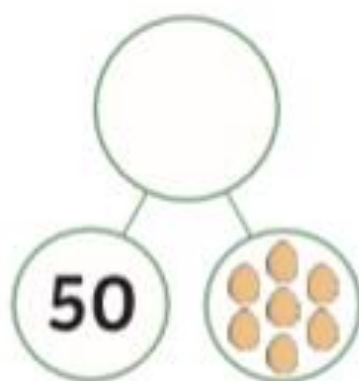
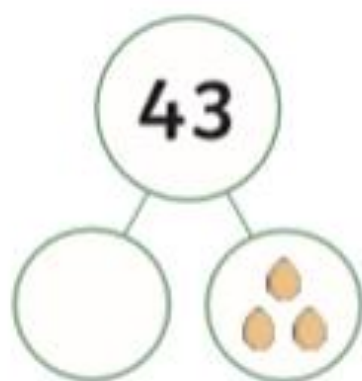
☐ flowers

☐ lambs

4. How do you think the poet feels about spring coming?
Which words in the poem make you think this?

5. What do you think the next verse of the poem might be about?

Tuesday- Calculation



Tuesday- Maths

Springtime Colour by Multiplication



Answer:	1-10	11-20	21-30	31-60	61-80	81-100
Colour:	Red	Skin colour of your choice	Yellow	Green	Blue	Brown

If you finish, maybe you could make your own colour-by- numbers for your grown-up?

Tuesday- Spelling

Word Jumble Spelling Activity

1. Fill in the missing letters.

stopped

knitted

travelled

labelled

bigger

thinner

fatter

runner

happiest

saddest

dsveritel _____ potsdep _____

nrrneu _____ psiethap _____

girebg _____ rateft _____

bellalde _____ rnhiten _____

tdsadse _____ dnkteti _____

2. Now choose 5 of these words and write a sentence for each word.

Don't forget capital letters and full stops!

Tuesday- Literacy

Hello to Spring!

Draw a picture which shows your vision of this poem.



Spring is here, spring is here!
Leaves and buds everywhere.

Caterpillars crawl along.

The birds sing a cheery song.

The smell of grass in the air.

Children playing without a care.

Bees flying from flower to flower.

A rainbow appears during the fresh shower!

The coldness of winter disappears.

The warmth of spring reappears.

Goodbye to the dark and hello to the sun

Spring is a time to play and have fun!



Once you have finished, can you label what you have drawn in your picture?

Tuesday- Afternoon

This afternoon, we would like for you to go on a Spring Time walk. What will you see? Use the sheets to tick off the different flowers you find. You could have a go at drawing or painting one of your favourite flowers too!

Plants and Flowers Hunt Sheet



Tick the plants and flowers that you have found!



pansy



thistle




tulip




lily



primrose



snowdrop



Plants and Flowers Hunt Sheet



Tick the plants and flowers that you have found!



daisy



buttercup



clover



nettle



dandelion



ivy



bramble



rose



bluebell



dog rose



sunflower



poppy

Wednesday- Calculation

Number Bonds to 20

20	
13	

20	
	10

20	
16	





20	
	3

20	
	8

20	
5	

Flower Fractions

Find the fractions of these Spring flowers.

	<p>Find $\frac{1}{2}$</p>
	<p>Find $\frac{1}{4}$</p>
	<p>Find $\frac{1}{3}$</p>
	<p>Find $\frac{3}{4}$</p>

Wednesday- Spelling

Writing In Sentences Activity

1. Write sentences using the spelling words below.
Remember that sentences begin with a capital letter.

other

brother

mother


kidney

trolley

valley

2. Write the words underneath the pictures









Wednesday- Literacy



Can you write a short story about the bunny's Spring day in the park? What did he see? What did he smell? What did he hear? What did he do?



Craft Instructions

Cardboard Tube Blossom Tree

Supplies

- Scissors
- Brown paint
- Shallow tray or plate
- Paintbrush
- Pink or white tissue paper/ crepe paper
- PVA glue
- Cardboard tube



- 1 First, you need to paint the tube brown. Pour a little brown paint onto a tray or plate, to limit any mess and use a brush to make sure that all of your branches are covered with paint. Remember to paint inside the top of the tube as well. Leave it to dry.



- 4 Next, carefully scrunch and roll some small pieces of tissue paper or crepe paper into little blossoms.



- 2 Make several cuts down the sides of one end of the tube. These will make the branches of your tree, how far you cut will depend on the length of your tube. Take your time and keep checking as you cut to ensure that you aren't cutting too far down.




- 5 Carefully dab a little glue along the ends of the branches and stick the blossom on. Then allow to dry.



- 3 Once you are happy with your cuts, gently press down and open out the pieces you have just cut. Now you have a tree shape!

All About Spring



Spring is one of the four seasons.

It is the season that comes after winter and before summer.


Spring starts in March and ends in June.

What happens to the animals?

Some animals, such as hedgehogs, grass snakes, lizards, adders, frogs and toads, come out of hibernation.

There are also lots of migrant birds that come back to the UK in the spring.

You can see swifts, cuckoos and nightingales.



What happens to the plants and insects?

You can see the trees and bushes grow new leaves in spring and many plants flower.

Many more insects can be spotted in spring, such as butterflies and bees.

Which celebrations happen in spring?

Easter happens in spring.

It started as a religious festival and now many people celebrate it with Easter chocolate eggs or Easter egg hunts.

Easter Sunday always falls between 22nd March and 25th April.

1. When does spring start? Tick one.

- ☐ March
☐ May
☐ June



2. Number the seasons 1-3 to show the order they happen in.

- ☐ spring
☐ winter
☐ summer




3. *There are also lots of migrant birds that come back to the UK in spring.*

What do you think the word **migrant** might mean in this sentence?



4. Which animals come out of hibernation in the spring?



5. Why do you think that more insects are spotted in spring?



Thursday- Calculation

1

Collect the Daffodils


Help the shop keeper by putting these numbered daffodils in the correct order, from smallest to largest number.



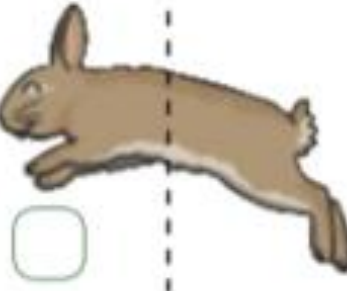
Thursday- Maths

Spring Lines of Symmetry

Complete the other halves of these spring pictures.



Are these lines of symmetry correct? Tick or cross.



If you finish, see if you can find anything inside your house or outside that is symmetrical!

Thursday- Spelling

Correct the Spelling Mistake

The spelling mistakes in these sentences have been circled. Write the correct spelling for each circled word in the box.

1. The teacher opened the classroom dor.
2. There were wyld animals in the story.
3. "Howld the balloon tight!" said mum.
4. I can run very farst.
5. Sarah had a hot barth.
6. Lucy was very kined to her sister.
7. Katie had stake and chips at the restaurant.
8. Elly ate halv of the cake.

[illegible]

Thursday- Literacy

Can you write a letter inviting a friend to come to a Spring picnic? Don't forget to:

- Write the address
- Write who the letter is to
- Write who the letter is from
- Ask some questions
- Tell your friend about your picnic
- Remember Capital letters and full stops



88 Rockingham Road
Cliff Town
CT14 5TT

4th July 2016

Dear Rabbit,

I want to tell you about the bear that lives at Cliff Cove.

People think he is unkind and dangerous but he is actually the kindest bear in the world. It is his birthday on Friday and he would like you to come to his cave because he is lonely.

He wants to be your friend and he is looking forward to his party. There will be gingerbread bears and a big cake with lots of candles to blow out and make wishes on. He hopes you can come.

Do you think you can come? Please send the bear a reply.

From,

Joe



Thursday- Afternoon

What you will need:

- a container for collecting the flowers in
- a large heavy book and plain paper for pressing the flowers, or a flower press
- some card and two plates and/or bowls of different sizes to draw around (see images below) or paper plate
- a pencil (if not using paper plates)
- sheets of sticky backed plastic
- scissors
- glue



- 1) First, collect a selection of brightly coloured flowers, petals and leaves.



- 2) Secondly, place the petals inside a thick or heavy book to press flat.



- 3) After that, draw a large circle on card, with a smaller circle inside and cut the centre out. Do this twice for each suncatcher.



- 4) Next, fasten sticky- back-plastic to one of the circles and begin to press the flowers in the centre. Once finished, place another piece of sticky-back plastic on top.



- 5) Finally, fasten the second circle on top with glue to keep your suncatcher in place and fix in a sunny window to enjoy!

Friday- Calculation

Deriving Facts to 100

For each of the following, complete the number fact to 10 and then derive the number fact to 100. The first one has been done for you.

$7 + 2 = 9$

$7 - 4 =$

$70 + 20 = 90$

$70 - 40 =$

$4 + 6 =$


$3 + 6 =$

$40 + 60 =$

$30 + 60 =$

$5 - 3 =$

$8 - 3 =$



Friday- Maths

Spring Tally Chart

Count the objects to complete the tally chart.



Spring Picture	Tally	Total
Chick		
Egg		
Umbrella		
Lamb		
Daffodil		

Friday- Spelling

Correct the Spelling Mistake

Each sentence below has one word that is incorrect. Write the correct spelling of the word in the box.

1. Each chylld was given a certificate.
2. Tom won a gowld medal.
3. Lee went swimming arftr school.
4. The parth was very steep.
5. Josef was shaw that he was right.
6. Suki was the ownly child who liked peas.
7. They were a very noisy clars.
8. It was very cowlld outside.

[illegible]

Friday- Literacy

Can you write instructions on how to make a flower suncatcher? Remember to include:

- Instructions for each step.
- Put the steps in order
- A list of the things you will need.
- Capital letters and full stops.
- Conjunctions to make your sentences longer.



You will need:

1. _____

2. _____

3. _____

Friday - Afternoon



Can you have a go at drawing a map of where you live?
You could draw some of the things you saw on your
Spring walk. Don't forget to draw a key of all of the
symbols on your map.

Friday- Comprehension

Read this poem about a rabbit and then answer the following questions:

I met a little rabbit once,
A hopping on his way.
I said 'Where are you going,
On such a lovely day?'
He said with just the slightest frown,
'Don't hinder me I pray!
I'm taking round the Easter egg,
Because it's Easter Day!'

1. **Find** and **copy** the word that shows how the rabbit was moving.

2. What is the weather like? **Tick one.**

☐ rainy

☐ windy

☐ lovely

☐ miserable

3. Why does the rabbit have the slightest frown?

4. Tick the word that means the same as 'hinder'.

Tick one.

☐ distract

☐ push

☐ look

☐ upset

5. Who do you think the rabbit in the poem is?