

Timetable for Spring home learning pack- Year 3

	9 am Calculation	9.20 am Maths	10.20 am Break	10.30 am Phonics	11 am English	12 pm Lunch	1 pm Rocketstars or Numbots	1.30 pm Topic	2.30 pm Reading
Monday	Column method for subtraction	Use calculations you know to solve the problems and colour each of the parts of the Easter picture in.		Work out the correct spellings to follow the maze and solve the problem.	Create a non-fiction text all about Spring.		Log onto rocketstars work on your maths recall https://trockstars.com/	Read through the slides all about spring then draw and write about what you have learnt.	Comprehension text.
Tuesday	Short multiplication method	Follow the maze by counting in 8s.		Work out the correct spellings to follow the maze and solve the problem.	Write sentences about the pictures using prepositions.		Log onto rocketstars work on your maths recall https://trockstars.com/	Go on a Spring Walk and see which flowers you can tick off on your list. Draw your favourite flower.	NA
Wednesday	Addition and subtraction	Telling the time.		Work out the correct spellings to follow the maze and	Write sentences about Larry the Lamb.		Log onto rocketstars work on your maths recall https://trockstars.com/	Make a cardboard blossom tree	Comprehension text

Timetable for Spring home learning pack- Year 3

	9 am Calculation	9.20 am Maths	10.20 am Break	10.30 am Phonics	11 am English	12 pm Lunch	1 pm Rockstars or Numbots	1.30 pm Topic	2.30 pm Reading
--	---------------------	------------------	-------------------	---------------------	------------------	----------------	------------------------------	------------------	--------------------

Thursday	Sequences.	3D shape egg boxes problems.		Work out the correct spellings to follow the maze and solve the problem.	Acrostic poem all about Spring.		Log onto rockstars, work on your maths recall https://trockstars.com/	Create a flower zunicatcher.	NA
Friday	Complete the 100 square sections.	Spring fractions.		Tricky Word problems.	Write instructions on how to make a flower zunicatcher		Log onto rockstars, work on your maths recall https://trockstars.com/	Create a map with symbols all about your local area from your spring walk.	Comprehension Test

Monday- Calculation

Use column method for subtraction to help you to work out these number problems.

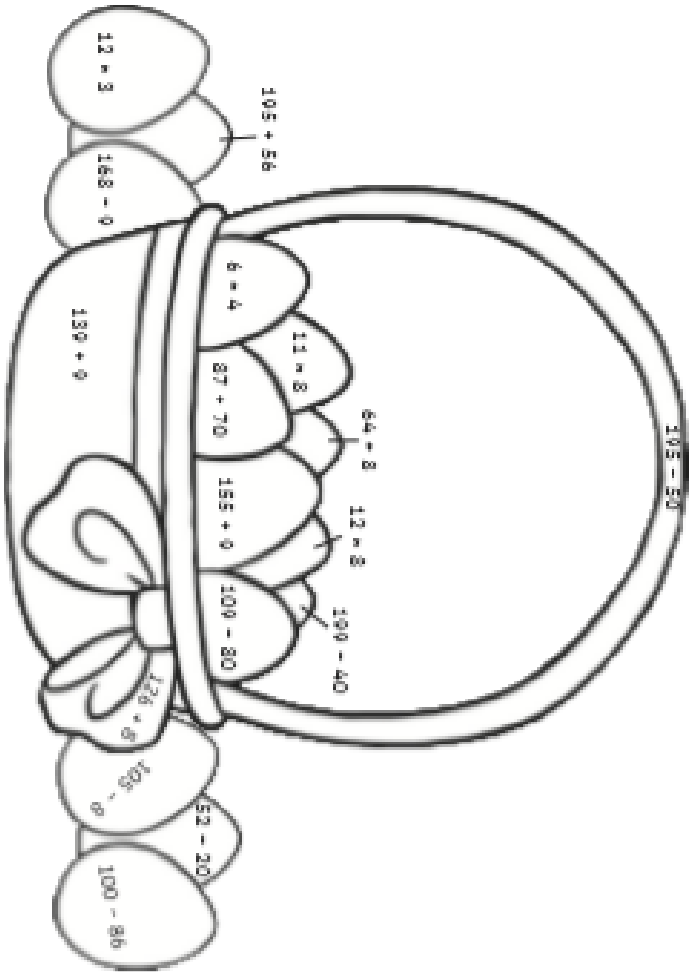
$\begin{array}{r} 451 \\ - 218 \\ \hline \\ \hline \end{array}$	$\begin{array}{r} 840 \\ - 525 \\ \hline \\ \hline \end{array}$	$\begin{array}{r} 472 \\ - 238 \\ \hline \\ \hline \end{array}$	$\begin{array}{r} 481 \\ - 323 \\ \hline \\ \hline \end{array}$
$\begin{array}{r} 690 \\ - 526 \\ \hline \\ \hline \end{array}$	$\begin{array}{r} 726 \\ - 419 \\ \hline \\ \hline \end{array}$	$\begin{array}{r} 427 \\ - 233 \\ \hline \\ \hline \end{array}$	$\begin{array}{r} 519 \\ - 450 \\ \hline \\ \hline \end{array}$

Monday- Maths

Springtime Colour by Calculations

Solve the calculations and use the key to colour each part of the spring-themed picture.

yellow	orange	purple	pink	brown	green	blue
1-30	31-60	61-100	101-140	141-150	151-160	>161



Monday- Spelling

Which Greedy Animal Stole the Apples?

Follow the path of correctly spelt words to discover which of these greedy farmyard creatures stole all of Farmer Graham's apples.

Start					
heart	special	disappear	raign	urly	perpose
speshial	disapear	reign	posible	erly	purpus
potaitos	erth	possible	experiance	quartar	pirpose
earth	grammar	experience	grammer	experament	extreem
potatoes	histry	therefore	probubly	medisine	extreame
history	waight	dicide	reecent	gide	experimant
weight	height	therefore	decide	recent	quarter
hieght	therfor	deside	bussy	guide	bizy
opposite	consider	natural	biuld	busy	bilde
famous	considar	regular	woman	build	wuman
probably	fameous	naturel	reguler	probly	apear
often	proberbly	favourit	addres	intrest	remembre
Patty Pig	Carla Cow	Derek Duck	Hattie Hen	Shirley Sheep	Hector Horse
					

Monday- Literacy

All About Spring

Your first task is to produce a short, non-fiction text all about spring. It can be presented however you like - anything from a leaflet to a poster. Use the boxes below to help you to gather and organise your information.

Which months are
in spring?

Interesting Fact 1:

Things you can see
in spring:

What happens to animals
in spring?



Typical weather in spring:

Things you can hear
in spring:

Interesting Fact 2:

Things to do in spring:

How does the dictionary
define spring?

Clothing you'll
need in spring:

Plant life you will see
in spring:

Monday- Afternoon



Spring Weather

Spring weather can be mixed.
What kinds of weather can we experience in spring?



Months and Seasons

The spring months are March, April and May.

With a partner, look at the seasons wheel.

- Name the winter months.
- If the month is October, what season is it?
- If the month is March, how many months are there until summer begins?



Lighter Evenings

You might notice that the daylight gets longer and longer during the spring months. It may still be light when you go to bed!

Month	Sept	Oct	Nov	Dec	Jan	Feb	Mar	April	May	June	July	Aug
hours of sunlight	13	11	9	8	8	10	12	14	15	16	16	14

What Does Spring Look Like?



More Signs of Spring

You might notice new life springing up all around you!



snowdrop



bulbs shooting



daffodils



flower buds



blossom



crocuses

More Signs of Spring



chicks



lambs



tadpoles

You might spot bluebells and crocuses growing in woodland areas.




bluebells



bees

In the Spring I see...



Monday- Comprehension

An Extract From

The Wind in the Willows by Kenneth Grahame

The Mole had been working very hard all the morning, spring-cleaning his little home. First with brooms, then with dusters; then on ladders and steps and chairs, with a brush and a bucket of white paint; till he had dust in his throat and eyes, and splashes of white paint all over his black fur, and an aching back and tired arms. Spring was in the air above and in the earth below and even in his dark and simple little house. It was a small wonder, then, that he suddenly threw down his brush on the floor, said, "Bother!" and "O blow!" and also "Hand spring-cleaning!" and ran out of the house without even waiting to put on his coat. Something up above was calling him and he made for the steep little tunnel that would take him nearer to the sun and air. So, he scraped and scratched and scrabbled, and then he scrabbled and scratched and scraped, working busily with his little paws and muttering to himself, "Up we go! Up we go!" till at last, pop! His snout came out into the sunlight and he found himself rolling in the warm grass of a great meadow.

"This is fine!" he said to himself. "This is better than painting!" The sunshine felt hot on his fur, soft breezes stroked his heated brow, and after the loneliness of the cellar he had lived in so long, the song of the happy birds fell on his ears almost like a shout. Jumping off all his four legs at once, in the joy of living and the delight of spring without its cleaning, he chased his way across the meadow till he reached the hedge on the other side.

1. Name three things Mole did during his spring-cleaning.

2. 'Something above was calling him...'

What do you think was calling Mole?

3. Why do you think the author repeats 'scraped and scratched and scrabbled'?

4. Why do you think the sound of the birds was 'almost like a shout' to Mole? Explain your answer.

Tuesday- Calculation

I can use short multiplication.



1.

		5	6
×			4
	2	2	4
		2	

1. First set your calculation out correctly with one number in each square. Use a ruler to draw the lines.
2. Multiply the ones digit by 4. ($6 \times 4 = 24$)
3. Write the 2 tens in the tens column under the line. You need to carry this over to the tens column because it represents 20.
4. Now calculate the tens. Multiply 5 by 4. ($5 \times 4 = 20$)
5. Don't forget to add on the 2 tens that you carried. ($20 + 2 = 22$)

Cut out the cards. Place them face down in front of you.

Choose a card and calculate the answer using the short method of multiplication.

















49 x 3	8 x 75	3 x 55
71 x 8	8 x 31	91 times 3

Tuesday- Maths

Counting in 8s Spring Maze

Help the rabbit find the path through the maze to the carrots by counting on in eights from zero.



	0	16	24	32	40	48	56
8		32		40		40	
16	24	32	40	48	40	32	
56		48		56		64	
104	88	96	88	80	72	64	88
112		104		96		80	
120	112	112	120	128	144	152	144
112		128		136		160	
120	128	136	128	144	152	160	
128		144		160		168	
136	144	152	160	168	152	160	



Tuesday- Spelling

Which Jewel Is Missing?


Follow the path of correctly spelt words to discover which of these precious stones has gone missing from the Tower of London.

Start					
earn	increase	favourite	experience	although	calender
increese	favorite	experiance	allthough	calendar	knoledge
mention	guard	guide	experimant	knowledge	experament
extreme	gaurd	grammar	riegn	experiment	actually
sentence	gramar	reign	naughty	actually	nawghty
library	intrest	grammer	raign	norty	verious
interest	appear	diffacult	prommise	forwerd	naturel
apear	difficult	arive	suposse	stranje	suprise
dificult	arrive	disappear	island	suppose	strainge
iseland	disapear	iland	supose	strange	proberbly
oposite	breathe	perhaps	continue	probably	importent
beleive	pressure	seperate	ordinery	minite	Febuary
Emerald	Pearl	Ruby	Diamond	Sapphire	Amethyst
					

Tuesday- Literacy

As Pretty as a Picture

Look at this beautiful springtime scene. Can you write four sentences about the lovely things you can see, using an appropriate preposition? Use the bank of prepositions below to help you.



next to

through

beside

beneath

over

behind

Draw your own spring scene and write a short description of what you can see. Use a preposition in every sentence.

[illegible]

Tuesday- Afternoon

This afternoon, we would like for you to go on a Spring Time walk. What will you see? Use the sheets to tick off the different flowers you find. You could have a go at drawing or painting one of your favourite flowers too!

Plants and Flowers Hunt Sheet



Tick the plants and flowers that you have found!



pansy



thistle



tulip




lily



primrose



snowdrop



Plants and Flowers Hunt Sheet



Tick the plants and flowers that you have found!



daisy



buttercup



clover



nettle



dandelion



ivy



bramble



rose



bluebell



dog rose



sunflower



poppy


Wednesday- Calculation

Column Addition and Subtraction (No Regrouping or Exchanging)

[illegible]

Wednesday- Maths

Easter Holiday Time!



What time did the children get up?



What time did the children set off for the farm park?



What time did the children stop for breakfast?



What time did the children arrive at the farm park?



Draw the hands on the clock to show what time the children had lunch at the cafe.



The egg hunt started at five minutes to three. Draw the hands on the clock to show this time.



The clock shows what time the children went to see the lambs being fed. They came out of the barn after half an hour. Draw the hands on the clock to show when the lamb feeding finished.



The clock shows what time the children began their journey home. It took 2 hours and 15 minutes. Draw the hands on the clock to show when they got home.

Wednesday- Spelling

Which Dog Did They Choose?

Follow the path of correctly spelt words to discover which of these lucky canines was adopted by the Shah family last weekend.

Start					
strange	library	adress	thouhg	groop	suprise
librery	address	sircle	arive	posible	possable
addres	circle	sentury	possibul	disapear	particuler
circul	century	forwerd	actuale	mension	sentence
centuary	forward	remember	centre	actual	mention
forwurd	remembre	sentre	actuel	compleet	sentence
considur	learn	straight	notice	perticular	complete
inportant	consider	streight	favourite	apear	particular
diferent	important	faverite	regular	early	appear
promiss	different	purpers	favorite	reguler	erly
intrest	promise	interest	purpose	exercise	opposite
various	Febuary	perpose	deside	opposite	cawght
Scamp	Scout	Fido	Rex	Bramble	Fluffy
					

Wednesday- Literacy

Think and Write: A Spring to Remember.

Use this picture as inspiration to write about the spring adventures of Larry the Lamb.



Sentence 1: Include an expanded noun phrase.

Sentence 2: Include the subordinating conjunction, because.

Sentence 3: Include a possessive apostrophe.

Sentence 4: Write an exclamation sentence.

Sentence 5: Write a sentence which begins with a fronted adverbial.




Craft Instructions

Cardboard Tube Blossom Tree

Supplies

- Scissors
- Brown paint
- Shallow tray or plate
- Paintbrush
- Pink or white tissue paper/ crepe paper
- PVA glue
- Cardboard tube



- 1 First, you need to paint the tube brown. Pour a little brown paint onto a tray or plate, to limit any mess and use a brush to make sure that all of your branches are covered with paint. Remember to paint inside the top of the tube as well. Leave it to dry.



- 4 Next, carefully scrunch and roll some small pieces of tissue paper or crepe paper into little blossoms.



- 2 Make several cuts down the sides of one end of the tube. These will make the branches of your tree, how far you cut will depend on the length of your tube. Take your time and keep checking as you cut to ensure that you aren't cutting too far down.



- 5 Carefully dab a little glue along the ends of the branches and stick the blossom on. Then allow to dry.



- 3 Once you are happy with your cuts, gently press down and open out the pieces you have just cut. Now you have a tree shape!

Wednesday- Comprehension

All about Spring

Spring is one of the four seasons. It is the season that comes after winter. Spring starts in March and ends in June. Spring is the season when we change our clocks forward one hour. We often have a mixture of sunny and rainy days.

What happens to the animals?

Animals such as hedgehogs, grass snakes, lizards, adders, frogs and toads come out of hibernation on the first warm spring days. You can see frogspawn, which looks like jelly.


Some animals move about a lot more in spring, such as squirrels. You can see squirrels running about, looking for food and climbing trees.

There are also lots of migrant birds that come back to the UK in the spring. You can see swifts, cuckoos and nightingales.

What happens to the plants and the insects?

Nature is very busy in spring and there are lots of changes. You can see the trees and bushes grow new leaves again in spring and many plants flower, because the air and soil are warmer and there are more daylight hours.

Many more insects can be spotted in spring, including butterflies and bees, which like the flowers.



1. Find and copy one word from the text which means sleeping for the winter.

2. What does 'migrant' mean? Use clues from the text to help you.

3. Name two changes you can see in nature during spring.

4. Why do you think you can spot more butterflies and bees in spring?

Thursday- Calculation

Complete the following sequences:

a) ____ 8 12 16 20 ____

b) 64 56 ____ 40 ____ 24

c) ____ 100 150 200 ____ 300

d) 900 ____ ____ 600 500 400

e) 56 ____ 64 68 ____ 76

Thursday- Maths

Egg Boxes

These Easter eggs all need to be packaged in different boxes. Can you match the Easter egg to the correctly shaped box? The first one has been done for you.

Chocolate Egg



cuboid



Egg Box



cube



cylinder



triangular
prism



tetrahedron



square-based
pyramid



Challenge

Pick one of the Easter eggs and look at its box. Can you describe the properties of the 3D box to a partner and ask them to work out which egg you have chosen?

Thursday- Spelling

Which Warrior Stole the Shield?

Follow the path of correctly spelt words to discover which of these fearsome warriors stole the legendary shield of Morrowvale.

Start					
natural	imagine	notise	accident	oposite	nachural
imagine	presure	breathe	notice	accident	imagene
pressure	nauty	weight	acident	opposite	adress
naughty	peculiar	decide	breethe	address	beleive
perculier	deside	weihgt	supprise	believe	suprise
forwurd	reighn	centar	calander	surprise	calindar
raign	centre	complete	strange	calendar	strenge
strenth	reign	sentre	compleet	strainge	dissappear
sircle	strength	circle	different	medicine	forwerd
diffrent	circul	diferent	medisine	forward	disappear
supose	continue	popular	library	disappear	librery
breth	business	busines	continew	populer	sertain
Molten Heart	Dark Enigma	The Dire One	Boulder Fist	Mammoth Boar	Spirit Strike
					

Thursday- Literacy

Have a go at creating your own acrostic poem all about Spring. Don't forget to include:

- Expanded noun phrases * connecting words
- Punctuation * prepositions.



Thursday- Afternoon

You will need:

scissors,
bowls or cups to draw around,
thick book to press them,
a selection of flowers to press.

card or paper plates,
sticky-back plastic, a
glue,



1) First, collect a selection of brightly coloured flowers, petals and leaves.



2) Secondly, place the petals inside a thick or heavy book to press flat.



3) After that, draw a large circle on card, with a smaller circle inside and cut the centre out. Do this twice for each suncatcher.



4) Next, fasten sticky- back- plastic to one of the circles and begin to press the flowers in the centre. Once finished, place another piece of sticky-back plastic on top.

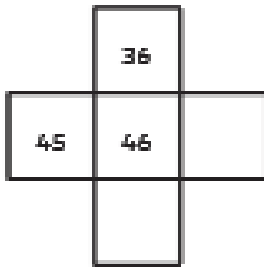


5) Finally, fasten the second circle on top with glue to keep your suncatcher in place and fix in a sunny window to enjoy!

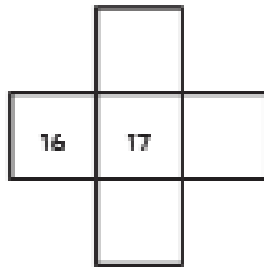
Friday- Calculation

Can you complete these sections of a 100 square?

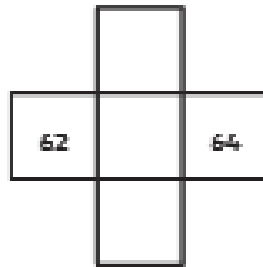
1.



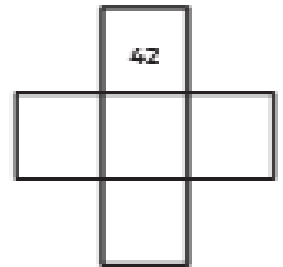
2.



3.




4.



Friday- Maths

Spring Fractions

Write a fraction sentence for each picture. The first one has been done for you.

 $\frac{1}{2}$ of 6 = 3	 _____	 _____
 _____	 _____	 _____

Can you draw some spring-themed pictures to go with each fraction sentence?

$\frac{1}{4}$ of 16 = 4	$\frac{1}{2}$ of 4 = 2
$\frac{1}{3}$ of 18 = 6	$\frac{2}{4}$ of 20 = 10


Friday- Spelling

Tricky Words

Look at the words below.

There are 3 spellings of each word but only 1 is correct.

Write the correct spelling in the box



1		accidentally	accidentaly	acidentally
2		potatos	patatoes	potatoes
3		women	wommen	wimin
4		strange	straynge	strainge
5		hart	haert	heart
6		cercle	circle	sercle
7		beleive	believe	beleave
8		Febuary	February	Febrary
9		medicine	medisene	medicene
10		therfore	therefore	theirfore
11		remember	rememba	remmember
12		knowledge	knowlege	nowledge
13		norty	naughty	nauty
14		qarter	qwarter	quarter
15		hrethe	hreave	breathe

Friday- Literacy

Can you write instructions on how to make a flower suncatcher? Remember to include:

- Instructions for each step.
- Put the steps in order
- A list of the things you will need.
- Capital letters and full stops.
- Conjunctions to make your sentences longer.



You will need:

1. _____

2. _____

3. _____

Friday - Afternoon



Can you have a go at drawing a map of where you live?
You could draw some of the things you saw on your
Spring walk. Don't forget to draw a key of all of the
symbols on your map.

Friday - Comprehension

All about...

How Weeds Get Everywhere!


How come weeds get everywhere in our gardens? One minute your lawn can be lovely and green and the next minute it's covered - and I mean covered - in dandelions! Well, it's all to do with the clever way that plants spread their seeds to keep making more plants.

Making the Seeds

So, how do the plants make so many seeds?

Most plants are made up of some female and male plant parts. Bees and other insects come to the flower because they smell nice and have lovely colours. While the bees are in the flower, they help move pollen around to fertilise the plant. Sometimes even the wind can help with moving the pollen around to the right places.

Once the plant is fertilised, the seeds can grow. When this happens in a dandelion, the yellow flower turns into what we call a dandelion 'clock'. If you look closely at a dandelion clock, it is full of dark coloured seeds with light, feathery, white tops that look like umbrellas.



Fact File

- A weed is only a plant that someone does not want in their garden. They can be very pretty!
- Nettles can be used for making tea and medicines, so they are really useful.
- The world's largest weed is giant hogweed. It can grow up to 3.65m in height and have leaves that measure 91cm long.
- Some people think that if you hold a buttercup under your chin and the yellow reflects on your skin it means that you like butter.

Spreading the Seeds

So, how do the seeds get everywhere?

This is the clever bit...

As we said before, dandelions make lots and lots of seeds that look like umbrellas. This makes the seeds really good at floating and flying through the air. So, all they need is the wind to carry them off to another part of the garden, or sometimes even further. Before you know it, there are hundreds of seeds all over your lawn. These seeds are all ready to germinate and make yet more dandelions. Other flowers and plants have other clever ways of spreading their seeds, including putting them inside tasty fruit so that animals eat them. Eventually the seeds come out of the other end in their poo and start to germinate!

Questions about How Weeds Get Everywhere!

1. What is the name of the world's largest weed?

2. Which animals can move pollen around in the flower?

3. What are the dark-coloured objects that you can see in a dandelion clock?

4. What is a good thing that nettles can be used for?

5. What makes dandelion seeds good at floating in the air?

6. What do some people think it means if a buttercup reflects yellow under your chin?

7. How tall can the largest weed grow?

8. How many questions are there in the text?

9. In paragraph one, the author has used the contracted word *it's*. Write the full words without the apostrophe.

10. What happens when you blow on a dandelion clock and how does that help the dandelion?
