

### Year 3 Home Learning – Pack 3

DAY	ENGLISH	Phonics	Spelling	MATHS
1	<a href="https://www.literacyshed.com/the-clock-tower.html">https://www.literacyshed.com/the-clock-tower.html</a> Watch the clip above. All of the activities this week will be based on this clip. Complete the 'questions to ask' page and the 'point of view' page.  <b>Link to work activities:</b> <a href="https://www.literacyshedplus.com/en-us/resource/the-clock-tower-ks2-activity-pack">https://www.literacyshedplus.com/en-us/resource/the-clock-tower-ks2-activity-pack</a>	Lesson 1: 'qu' worksheet	Choose 5 year 3/4 spellings. (Find list below) Try writing them in rainbow colours. Write each one 5 times in the air! Try saying each one in a sentence.	For maths learning you will be using the website: My mini maths. <a href="https://myminimaths.co.uk/year-3-mini-maths/">https://myminimaths.co.uk/year-3-mini-maths/</a>  Scroll down the page to WEEK 03 Choose any <b>MONDAY activity</b> . If you press on the videos they will show you an explanation of how to do the questions. Answers are also on the page so you can mark your work after you've had a go!
2	<a href="#">Watch the clip again to remind you</a>  Complete the 'word search' page and start the 'comic strip' page  Remember to take time on your comic strip and make it really beautiful!	Lesson 2: 'sh' worksheet	Choose 5 year 3/4 spellings. (Find list below) Write them out but make sure all the vowels (a,e,i,o,u) are in red.	<a href="https://myminimaths.co.uk/year-3-mini-maths/">https://myminimaths.co.uk/year-3-mini-maths/</a>  Scroll down the page to WEEK 03 Choose any <b>TUESDAY activity</b> . If you press on the videos they will show you an explanation of how to do the questions. Answers are also on the page so you can mark your work after you've had a go!
3	Complete the 'poem' page and the 'character profile' page.	Lesson 3: 'oo' worksheet	Use each word in a silly sentence. Underline the spelling word in each sentence.	<a href="https://myminimaths.co.uk/year-3-mini-maths/">https://myminimaths.co.uk/year-3-mini-maths/</a> Scroll down the page to WEEK 03 Choose any <b>WEDNESDAY activity</b> . If you press on the videos they will show you an explanation of how to do the questions. Answers are also on the page so you can mark your work after you've had a go!
4	Complete the 'letter' page and the 'description of the clock tower' page.	Lesson 4: 'th' worksheet	Make a mini-dictionary. Sort the words into alphabetical order then write them out with a definition.	<a href="https://myminimaths.co.uk/year-3-mini-maths/">https://myminimaths.co.uk/year-3-mini-maths/</a>  Scroll down the page to WEEK 03 Choose any <b>THURSDAY activity</b> . If you press on the videos they will show you an explanation of how to do the questions. Answers are also on the page so you can mark your work after you've had a go!
5	Now choose from the remaining activities and decide which ones you would like to complete. If you finish, there are more suggested activities on the first page!	Lesson 5: 'ur' worksheet	How often can you write the word correctly in one minute?	<a href="https://myminimaths.co.uk/year-3-mini-maths/">https://myminimaths.co.uk/year-3-mini-maths/</a> Scroll down the page to WEEK 03 Choose any <b>FRIDAY activity</b> . If you press on the videos they will show you an explanation of how to do the questions. Answers are also on the page so you can mark your work after you've had a go!

Other afternoon activities are shown on the last few pages.

Spelling – Year 3 and 4 spelling list










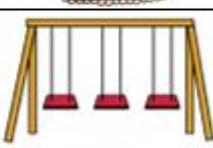






accident	century	experiment	interest	particular	remember
accidentally	certain	extreme	island	peculiar	sentence
actual	circle	famous	knowledge	perhaps	separate
actually	complete	favourite	learn	popular	special
address	consider	February	length	position	straight
answer	continue	forward(s)	library	possess	strange
appear	decide	fruit	material	possession	strength
arrive	describe	grammar	medicine	possible	suppose
believe	different	group	mention	potatoes	surprise
bicycle	difficult	guard	minute	pressure	therefore
breath	disappear	guide	natural	probably	though
breathe	early	heard	naughty	promise	(although)
build	earth	heart	notice	purpose	thought
busy	eight	height	occasion	quarter	through
business	eighth	history	occasionally	question	various
calendar	enough	imagine	often	recent	weight
caught	exercise	increase	opposite	regular	woman
centre	experience	important	ordinary	reign	women

**Phonics:**  
**Lesson 1:**

Can you match the qu words with the pictures?









quack question quiet queue queen quick


__og		__ag	
__um		__ip	
__ab		_ock	
__im		_ess	
__ush		__ing	
_amp		te__	
ha__		sa__	
mi__		pi__	

## Phonics – Lesson 2

Sh words: can you match the words with the pictures?






		
_____	_____	_____
		
_____	_____	_____
		
_____	_____	_____

## Sh words

k	i	s	v	x	m	b	s	h	e	l	s	t	z
s	z	h	i	s	u	k	d	l	e	i	h	s	w
q	d	i	c	s	e	b	d	w	u	e	b	b	j
w	v	r	y	h	r	f	x	t	e	i	v	p	r
y	a	t	b	a	a	l	f	p	i	w	i	l	s
q	f	n	v	d	h	r	x	j	q	h	t	h	f
f	w	g	b	o	s	s	h	t	s	f	o	b	w
v	c	l	t	w	t	a	h	s	t	w	s	r	y
y	g	p	h	d	k	g	x	e	e	z	h	f	e
s	h	o	r	t	a	j	f	r	e	f	t	k	l
c	u	z	p	e	x	k	y	k	l	t	a	g	f
p	s	h	o	p	o	s	l	p	o	h	n	h	p
a	q	m	q	r	j	q	v	d	s	x	k	z	r
c	f	i	y	e	o	m	n	g	f	b	b	c	q
n	t	s	s	s	h	o	e	a	t	l	k	b	j

shadow  
shake  
share  
shark  
sheep  
sheet  
shell  
shield  
ship  
shirt  
shoe  
shop  
short  
shower

Sheep shadow shower shirt shell shark  
sheet share short

				
<input type="radio"/>	<input type="radio"/>	<input type="radio"/>	<input type="radio"/>	<input type="radio"/>
<input type="radio"/>	<input type="radio"/>	<input type="radio"/>	<input type="radio"/>	<input type="radio"/>
wish	flash	fish	wash	crash



Match the short oo words with their pictures:



-----



-----



-----



-----



-----



Little Red  
Riding -----












-----



-----

Woof hood book wood cook  
hook good foot


		
_____	_____	_____
		
_____	_____	_____
		
_____	_____	_____

thirteen thread throw three  
throne think thought thin thirty

What is it? Match the words with the pictures.



3

three

teeth

math

bath

th Word Search



t	h	a	n	k	b	t	h	e	n
h	c	f	j	t	h	i	n	k	b
a	t	l	t	h	a	n	f	t	c
t	h	e	r	e	o	z	w	h	j
b	i	t	h	i	n	g	u	e	v
c	s	f	b	v	l	y	r	i	o
j	o	z	w	c	t	h	e	r	e
t	h	u	m	b	z	f	b	j	c

WORD BANK

this  
thank

that  
then



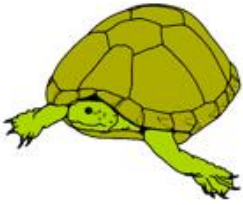






thumb  
than

think  
thin

thing  
there

the  
their

Match the ur words with their pictures:

		
_____	_____	_____
		
_____	_____	_____
		
_____	_____	_____

Nurse turn turtle fur burn surprise  
purple purse church

\_\_\_\_\_

\_\_\_\_\_

\_\_\_\_\_

\_\_\_\_\_

# UR Word Search

Write the words from the word bank under the correct pictures then find them in the grid below.


Word Bank			
burger	burn	burp	church
fur	hurt	surf	turn

			
_____	_____	_____	_____
			
_____	_____	_____	_____

J	X	Q	B	S	U	R	F	P	R	V	K	Z	Y	P	G
Q	B	C	H	U	R	C	H	Y	Q	R	C	K	H	U	T
Z	W	V	A	B	A	T	U	R	N	Z	U	A	U	R	R
B	N	K	R	Y	U	X	U	M	Y	L	R	F	R	S	X
B	U	Q	X	W	D	R	H	F	U	E	S	B	T	E	B
K	U	R	J	B	H	A	G	T	N	B	E	U	E	Q	A
Q	R	R	S	V	W	M	T	E	I	T	U	P	M	T	U
B	W	S	N	T	H	W	N	Q	R	K	A	R	P	F	U
A	P	F	N	X	B	X	L	H	S	F	U	R	P	J	G

# Fantastic Flipbook

A flipbook is a great way to create a simple but effective animation. A flipbook is a book with a series of pictures and when it is flicked through very quickly, the pictures look like they move. Use the stick man in the first box as your first drawing. Draw a slightly different picture in each of the boxes. Cut out each box, staple them together in order and flick through quickly. Does your stick man move?





Afternoon activities: How to draw a face. Follow the step by step instructions to perfect drawing a face! Use a mirror to draw your own or maybe a member of your family?

